

Nunhead Cemetery East Lodge: From Ruin to Revival

Consultation Summary Report



Introduction

Nunhead Cemetery is located in the London Borough of Southwark. It was consecrated and opened for burials in 1840 under the name of All Saints' Cemetery, and is one of the seven great Victorian cemeteries established in a ring around the outskirts of London. In 1969, when the then owner could no longer afford to run the cemetery as a profitable concern, it was abandoned and left to decay and slowly return to nature with both gate lodges falling into disrepair. In 1975 the cemetery was acquired by the London Borough of Southwark.

The site, of just over 20 ha, is significant for its historical, cultural and wildlife value. The cemetery is a Site of Importance for Nature Conservation and a valued recreational space in a neighbourhood of social and cultural diversity. The cemetery has three buildings of architectural importance: the two gate lodges at the entrance from Linden Grove, and the Anglican Chapel located at the top of the drive from this entrance. The two lodges were designed by James Bunstone Bunning, the surveyor and architect who designed the layout of the cemetery. The brick-built Grade II listed derelict East Lodge was included on Historic England's Heritage at Risk Register, category A.

Southwark Council and the Friends of Nunhead Cemetery (FONC) aim to restore the East Lodge located at the Linden Grove entrance to the site in order to make

Online Survey

The online survey aimed to get feedback on existing ideas for the restoration of the building, its future use and activities associated with the development. Questions were developed to better understand current use of site, demographics of visitors, and to back up our understanding of strengths and areas for improvement. The survey took place between 7th January and 13th of March 2022. It was widely advertised with posters on site and in the neighbourhood, local press, residents' newsletters, social media and direct communication to community/ multi-faith groups.

it available for public use as a community facility. The restored Lodge would have step free access to both floors with a café, publically available and fully accessible toilet facilities, an exhibition space, community rooms and Friends of Nunhead Cemetery visitor reception area.

Roger Mears Architects' proposed design for the restoration project received planning and listed building consent. Detail can be found on Southwark Council's online planning register, searching for application numbers: 21/AP/2274 and 21/AP/2275.

This project will provide spaces for community use for local groups. Many rooms are designed to be multi-purpose. A café based inside the lodge is proposed as enabling development, to ensure the economic sustainability of the project. We will also minimise the carbon footprint of the development and its future operation.

This survey was undertaken by Southwark Council and the Friends of Nunhead Cemetery (FONC) to help us better understand why visitors come to the cemetery and, to help us plan for the future of the East Lodge and the cemetery as a whole. We sought feedback on the restoration, the future use of the building and the programme of activities which will be delivered as part of the project.

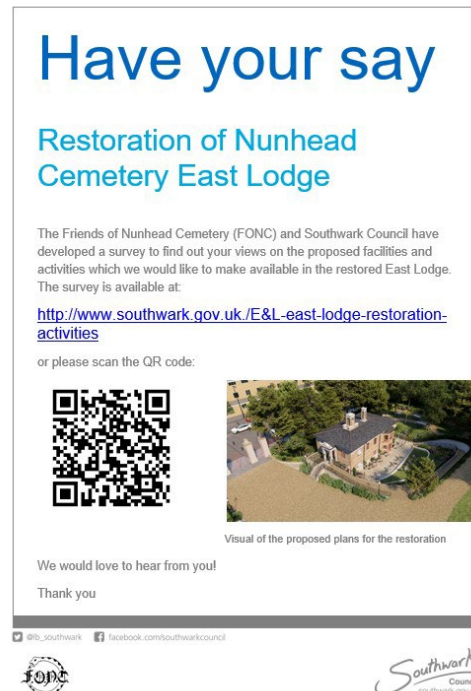


Fig 1- Posters and flyers advertising the survey

Southwark Young Advisors also took an abridged version of the survey for face-to-face engagement in order to get more feedback from non-users and under-represented

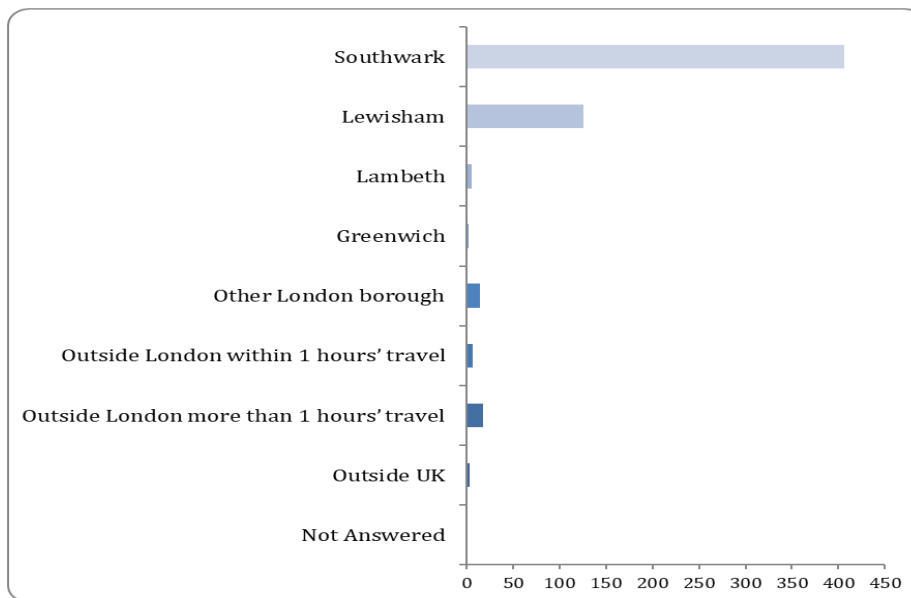
categories. They targeted local neighbourhoods, outside secondary schools and Peckham High Street.

582 responses were obtained.

Consultation Analysis

This is a brief summary of the responses, highlighting the main findings of the survey. The full questionnaire and responses detail can be found in Appendix 1

Who responded?



70% of respondents are Southwark residents but a significant number of responses were received from the neighbouring borough and a few from further afield. 20% of the consultees were FONC members and 77% considered themselves as members of the local community.

A lot of the respondents are regular users of the site with 41% visiting at least once a week, 68% visiting at least once a month. 4% of the consultees had never visited the Cemetery. 89% have said they were very likely to visit again.

When asked about household income 30% of respondents said it was over £70,000, with a good spread over the lower £10k bands/ categories.

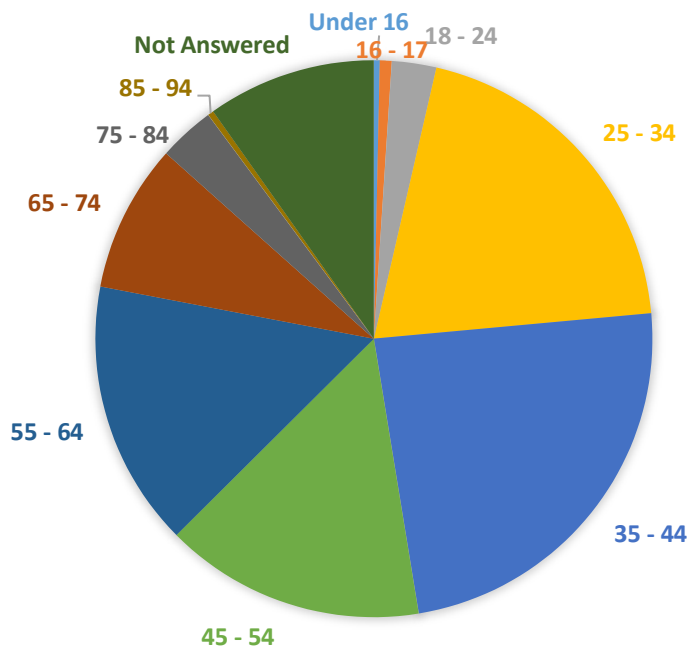
54% of consultees are part time or full time employees, 13% self-employed, 16% retirees. There was a low representation of students and only just over 1% unemployed.

There were twice as many female respondents as male ones.

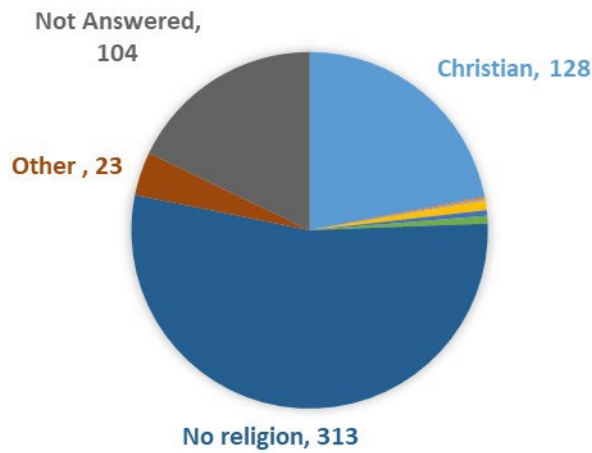
7% of respondents said they had a disability (it is considered that 14% of residents in inner-London have a disability).

73% considered themselves of a white ethnic background and under 5% of any Black background, compared to 28% in the general population in Southwark (Southwark JSNA Annual Report: 2022).

AGE OF RESPONDENTS



WHAT IS YOUR RELIGION OR BELIEF?



The demographics of the respondents are deemed in line with the demographics of the regular users of the site, with some under-represented groups such as young people, and people from ethnic minorities background.

Southwark Youth Advisors have engaged with members of the public outside of local schools and in the high street, providing us with a number of valuable responses from non-users, and from under-represented categories.

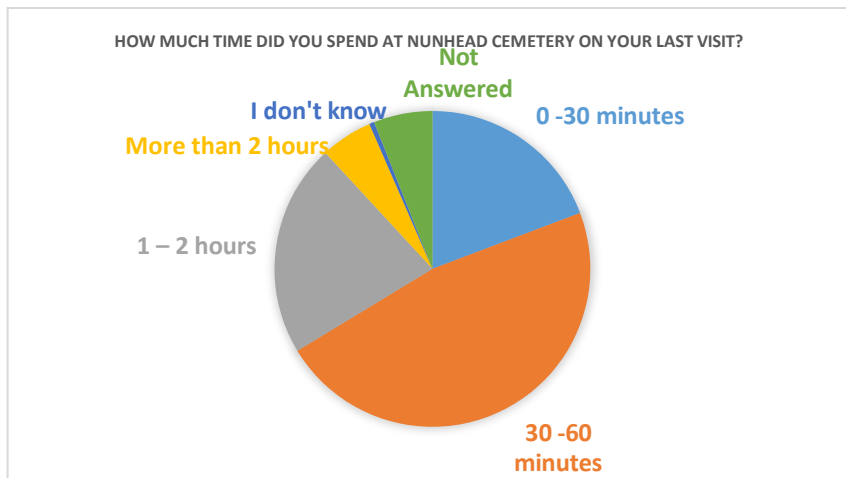
Nunhead Cemetery current usage

The main reasons our respondents chose to visit Nunhead Cemetery were as below:

Activities:	Percentage:
Taking part in any form of personal exercise such as walking, running, yoga etc	50.52%
Visiting a green space	47.94%
Socialising with friends, family or work colleagues	28.01%
Exploring a historic place	24.57%
Exploring your local area	24.05%
Passing through on the way to other destinations	20.10%
Walking a pet	18.73%
Attending an event	7.90%
Visiting a family grave	5.50%

This is in line with the responses to the open question about what people enjoyed the most: the connection with nature is the main theme ('birdsong', 'rural feel', 'lush', 'wilderness'...), followed closely by the historical

interest and sense of heritage, but also a strong feeling of community ('friendly visitors', 'enthusiasm of volunteers'...)

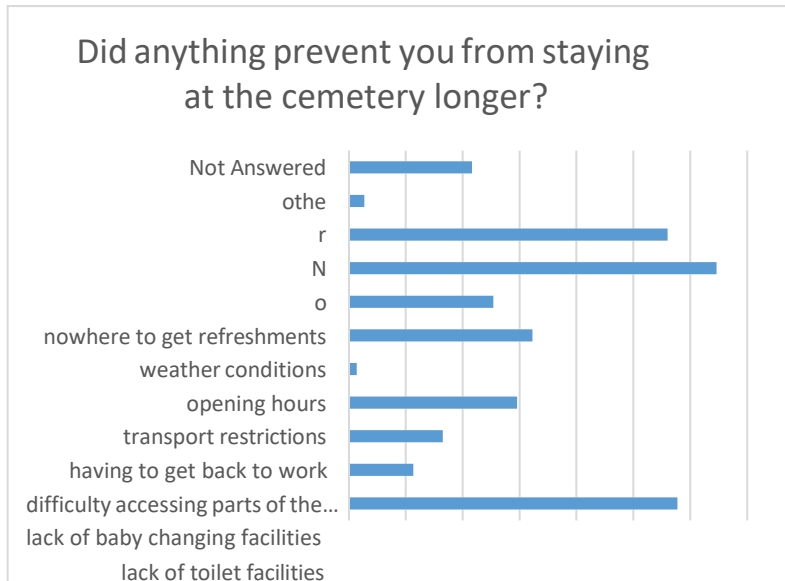


Invited to comment on their connection with the Cemetery, consultees have overwhelmingly expressed how much they valued this asset ('hidden gem', 'breathing and mental space', 'restorative', 'oasis', 'essential resource', 'lifesaver during lockdown', 'haven'), and the sense of peace it offered ('calm', 'tranquil', 'serenity', 'respite from the urban chaos').

The vast majority of respondents have felt the wellbeing benefits with 77% saying their last visit had made an improvement to their health and wellbeing and 13% somewhat improved. 96% agreed that having access to open green spaces is good for your mental health and wellbeing.

Nunhead Cemetery appears to be firmly established as a valued community asset.

Areas for improvement



In the open question about what could have been improved about their last visit there were a lot of comments (128) on the state of the pathways and accessibility to some parts of the Cemetery. Consultees noted that the rustic character of the materials should be retained but that drainage could be improved and paths levelled. This is something the Cemetery operational team is working on outside of the project.

83 respondents mentioned the presence of a café would have enhanced their experience and 58 mentioned public toilets.

Facilities

Accessible public toilets are the most needed facility. 89% of the respondents considered them as important to extremely important.

There is also a clear expectation that the project needs to provide a base for volunteering activities and in particular FONC activities.

A community space would be highly valued: 54% of respondents have said they thought of it as extremely or very important.

The idea of a café selling refreshments was a very popular one with 45% of respondents rating it as

33 commented on the need for better dog control measures. 19 consultees asked for the Cemetery opening hours to be extended. These two operational matters are being considered by the operational team.

Non users have said that family friendly events and live performances, sports facilities and facilities such as a café and toilets would encourage them to visit.

extremely or very important and only 10% as not important. The café is expected to offer indoor and outdoor seating options. It is to be noted however that 13 responses included some comments about the potential impact of the café on the quiet nature of the site and risks of litter emerging from the commercial activity on site. These concerns will be addressed through the choice of operator and model/scale for the café.

The proposal for a visitor enquiry and reception facility did not gain as much support with one fourth of the respondents rating it as not important and 27% somewhat important.

Accessibility and sustainability appeared as highly valued qualities for any new facility on site.

Other ideas have come up, including:

- Seating throughout the cemetery
- Boot cleaners
- Bird watching area/feeders
- Training rooms
- Community kitchen
- Play equipment
- Drinking fountain/ dog drinking fountain/taps to attend graves
- Maps/wayfinding
- More bins
- Shelter
- Bike/scooter/ buggy park

Displays and activities- Themes

Conclusion

This consultation exercise has demonstrated the strong interest and support towards the project. The level of responses and enthusiasm expressed showed how much potential Nunhead Cemetery has.

The feedback received has allowed the project team to refine the scope of the East Lodge project and will

Next steps

External funding is being applied for in order to develop the project further and to eventually deliver it.

Should the application be successful, the development phase is expected to start in the Autumn and will involve some in-depth public engagement activities throughout 2023.

All the ideas collected through the survey will inform the interpretation strategy and activity plan.

Both history and ecology were confirmed as the most obvious general themes to be developed through interpretation and activities.

The history of the cemetery generally attracted support (83% Very or extremely interested), and so did the history of other cemeteries in London (magnificent seven), and the Victorian symbols in the cemetery (72%). There was a lot of interest on people buried in the cemetery- 77% very or extremely interested.

There is an equally appealing theme of ecology and the wildlife attracting 78% of strong support. In the open question about further activities of interest there were suggestions such as bird, bat and wildlife walks and forest school activities.

Respondents were really keen on arts events and health and wellbeing activities. Suggestions included live performances, Qi Gong classes, walking meditation, creative writing...

138 consultees left their contact details to know more about volunteering opportunities.

inform the work which will be carried out in the future phases of the scheme.

The results of this large scale survey also provide us with a very useful baseline against the project outcomes will be measured.

Focus groups will be organised to enhance the understanding of the demand of less vocal groups, and devise a programme of activities which will cater for a wide range of communities. Connections have been made with local organisations such as Westminster Youth Club and Kairos Community Trust.

Anyone who joined the mailing list (224 people gave us their contact details as part of the consultation) will be notified by email when updates are available and when opportunities to get involved arise.

For more information about the project visit [East Lodge at Nunhead Cemetery - Southwark Council](#)

or to join the mailing list for future updates please contact parks@southwark.gov.uk

East Lodge restoration and activity planning

<https://consultations.southwark.gov.uk/environment-leisure/east-lodge-restoration-and-activity-planning>

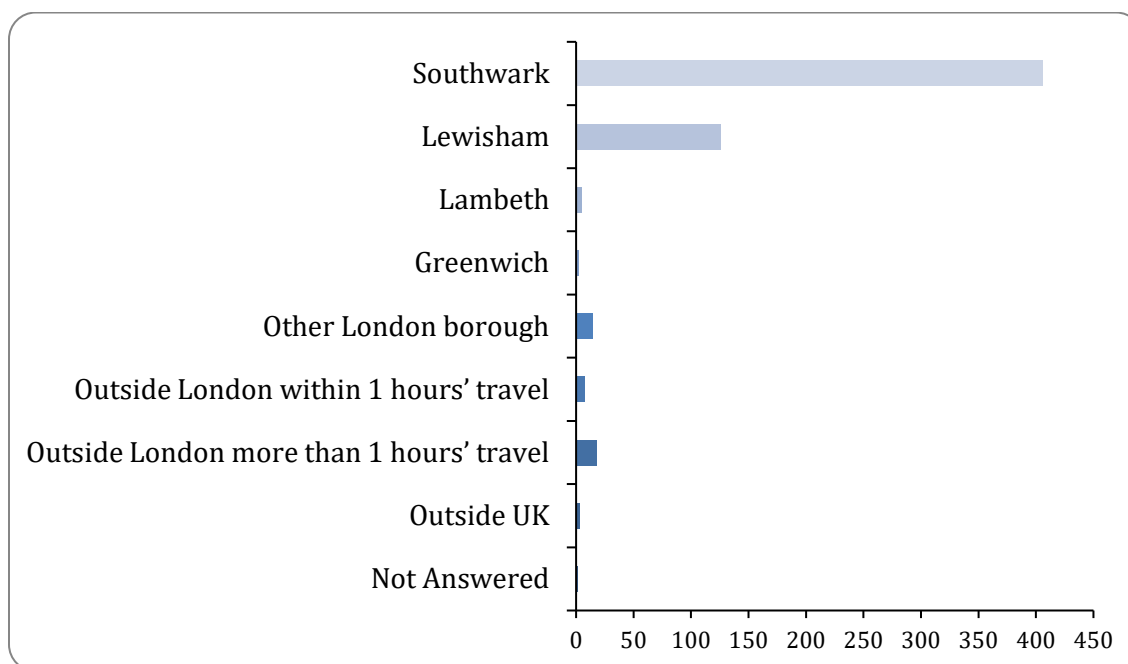
This report was created on Monday 21 March 2022 at 18:18

The activity ran from 07/01/2022 to 13/03/2022

Responses to this survey: **582**

2: What area do you live in?

There were 581 responses to this part of the question.

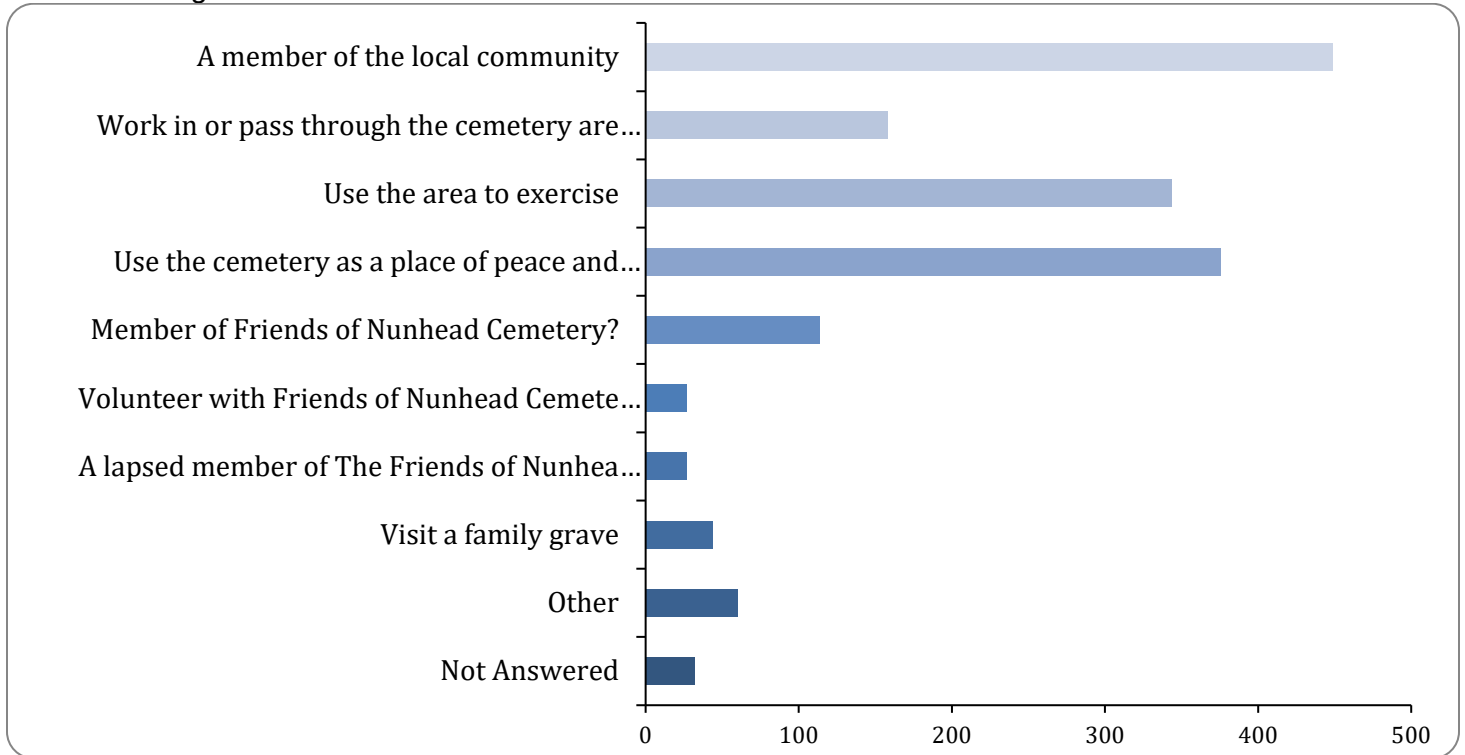


Option	Total	Percent
Southwark	406	69.76%
Lewisham	126	21.65%
Lambeth	5	0.86%
Greenwich	2	0.34%
Other London borough	14	2.41%
Outside London within 1 hours' travel	7	1.20%
Outside London more than 1 hours' travel	18	3.09%
Outside UK	3	0.52%
Prefer not to say	0	0.00%
Not Answered	1	0.17%

3: Please tick all of the options that apply to you to let us know your connection to Nunhead Cemetery

There were 550 responses to this part of the question.

London Borough of Southwark



Option	Total	Percent
A member of the local community	449	77.15%
Work in or pass through the cemetery area	158	27.15%
Use the area to exercise	344	59.11%
Use the cemetery as a place of peace and quiet	376	64.60%
Member of Friends of Nunhead Cemetery	114	19.59%
Volunteer with Friends of Nunhead Cemetery	27	4.64%
A lapsed member of The Friends of Nunhead Cemetery	27	4.64%
Visit a family grave	44	7.56%
Other	60	10.31%
Not Answered	32	5.50%

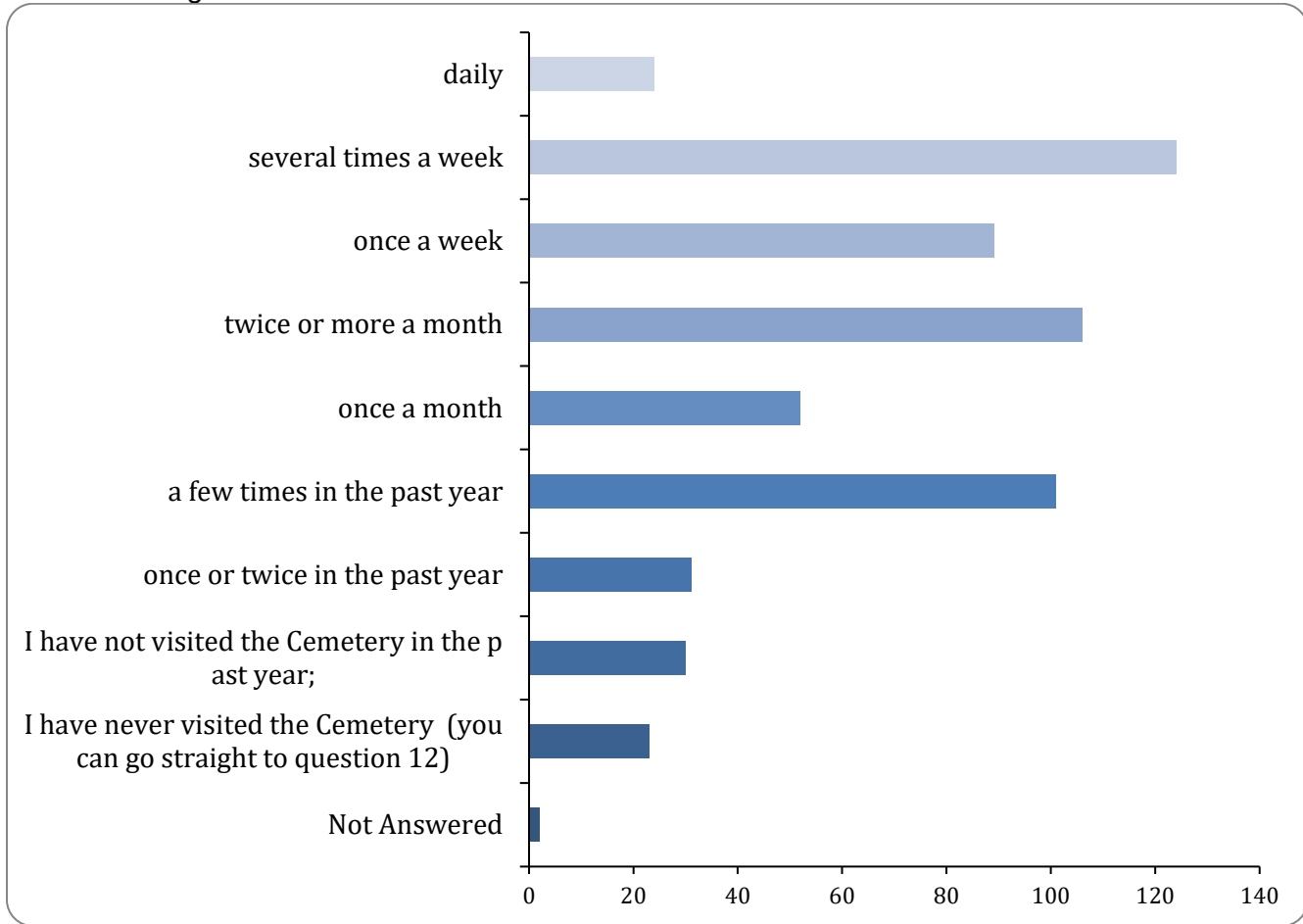
Please use this space to tell us more about your response

There were 165 responses to this part of the question.

4: How often have you visited Nunhead Cemetery in the last year?

There were 580 responses to this part of the question.

London Borough of Southwark

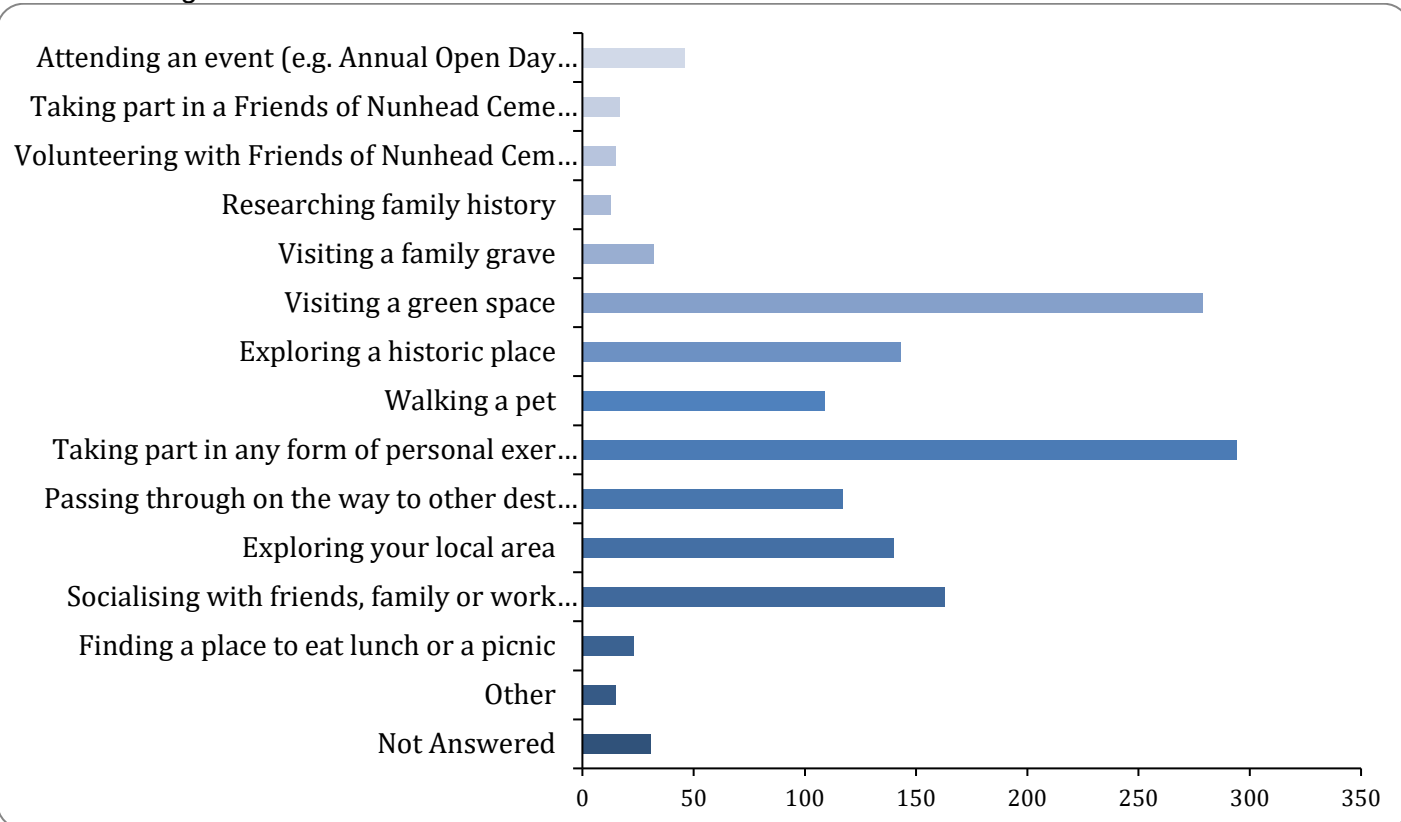


Option	Total	Percent
daily	24	4.12%
several times a week	124	21.31%
once a week	89	15.29%
twice or more a month	106	18.21%
once a month	52	8.93%
a few times in the past year	101	17.35%
once or twice in the past year	31	5.33%
I have not visited the Cemetery in the past year	30	5.15%
I have never visited the Cemetery (you can go straight to question 12)	23	3.95%
Not Answered	2	0.34%

5: Why did you visit Nunhead Cemetery on your latest visit?

There were 551 responses to this part of the question.

London Borough of Southwark



Option	Total	Percent
Attending an event (e.g. Annual Open Day, film evening, Remembrance Sunday)	46	7.90%
Taking part in a Friends of Nunhead Cemetery tour of the cemetery	17	2.92%
Volunteering with Friends of Nunhead Cemetery	15	2.58%
Researching family history	13	2.23%
Visiting a family grave	32	5.50%
Visiting a green space	279	47.94%
Exploring a historic place	143	24.57%
Walking a pet	109	18.73%
Taking part in any form of personal exercise such as walking, running, yoga etc	294	50.52%
Passing through on the way to other destinations	117	20.10%
Exploring your local area	140	24.05%
Socialising with friends, family or work colleagues	163	28.01%
Finding a place to eat lunch or a picnic	23	3.95%
Other	15	2.58%
Not Answered	31	5.33%

London Borough of Southwark

If other please tell us more in this space

There were 58 responses to this part of the question.

What did you enjoy most about your last visit to Nunhead Cemetery? Please specify

There were 418 responses to this part of the question.

What could have been improved about your last visit to Nunhead Cemetery? Please specify

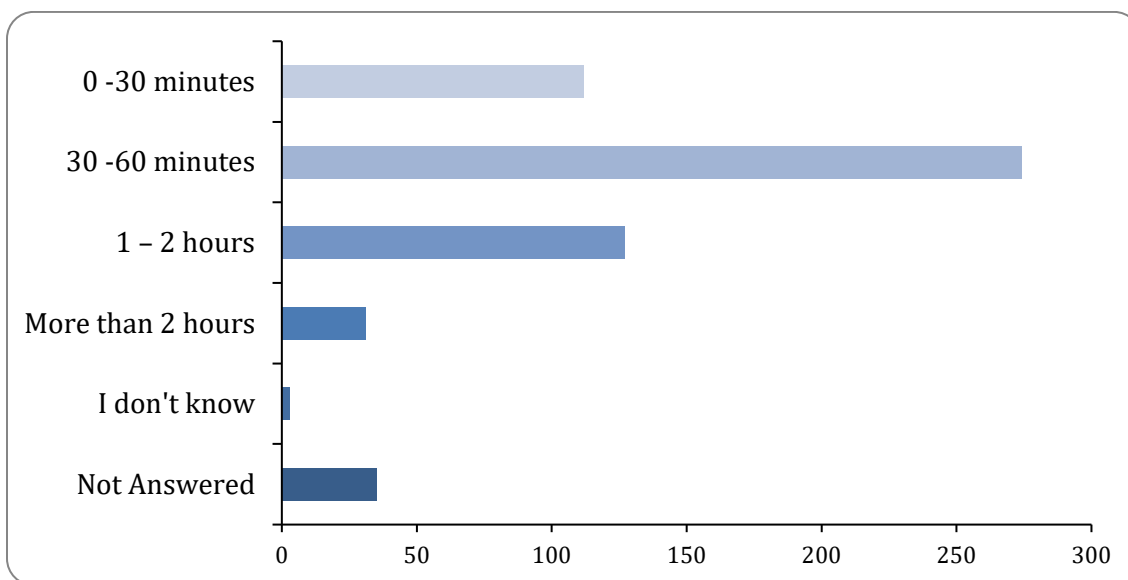
There were 354 responses to this part of the question.

If you have mobility or other disabilities did you find Nunhead Cemetery's facilities accessible? Please use this space to respond

There were 93 responses to this part of the question.

6: How much time did you spend at Nunhead Cemetery on your latest visit?

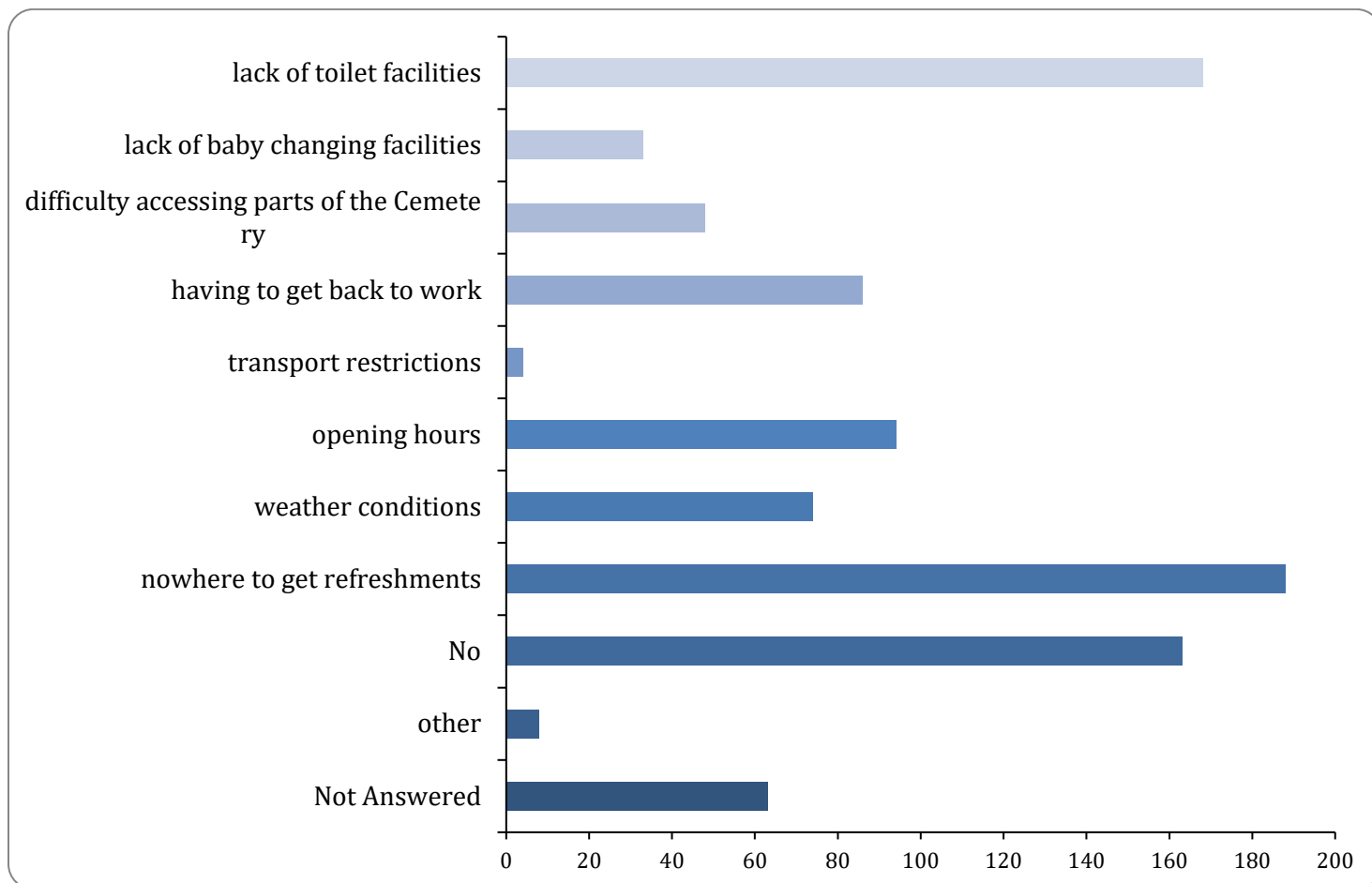
There were 547 responses to this part of the question.



Option	Total	Percent
0 -30 minutes	112	19.24%
30 -60 minutes	274	47.08%
1 – 2 hours	127	21.82%
More than 2 hours	31	5.33%
I don't know	3	0.52%
Not Answered	35	6.01%

7: Did anything prevent you from staying at the cemetery longer?

There were 519 responses to this part of the question.



Option	Total	Percent
lack of toilet facilities	168	28.87%
lack of baby changing facilities	33	5.67%
difficulty accessing parts of the Cemetery	48	8.25%
having to get back to work	86	14.78%
transport restrictions	4	0.69%
opening hours	94	16.15%
weather conditions	74	12.71%
nowhere to get refreshments	188	32.30%
No	163	28.01%
other	8	1.37%
Not Answered	63	10.82%

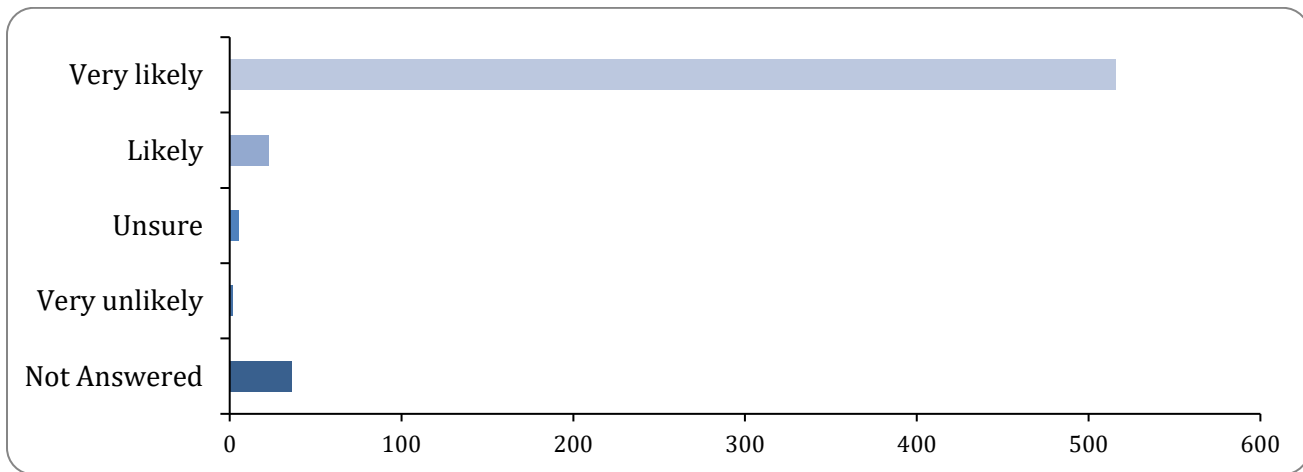
Please use this space to tell us more

There were 89 responses to this part of the question.

London Borough of Southwark

8: How likely are you to visit Nunhead Cemetery again?

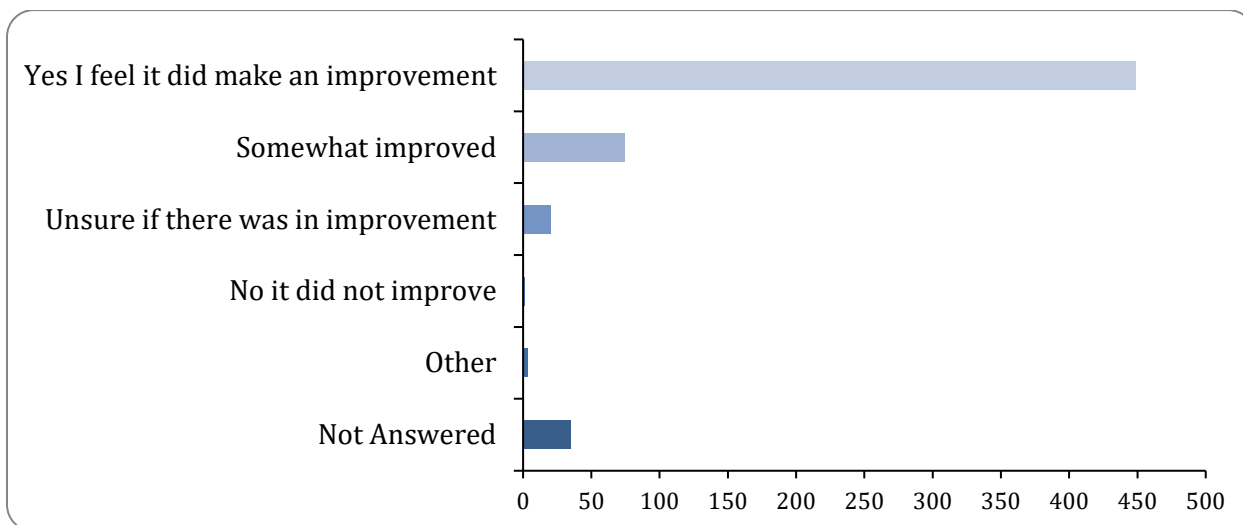
There were 546 responses to this part of the question.



Option	Total	Percent
Very likely	516	88.66%
Likely	23	3.95%
Unsure	5	0.86%
Not very likely	0	0.00%
Very unlikely	2	0.34%
Not Answered	36	6.19%

9: Did you feel that your latest visit to Nunhead Cemetery improved your health and wellbeing?

There were 547 responses to this part of the question.



Option	Total	Percent
Yes I feel it did make an improvement	449	77.15%
Somewhat improved	74	12.71%
Unsure if there was in improvement	20	3.44%
No it did not improve	1	0.17%
Other	3	0.52%

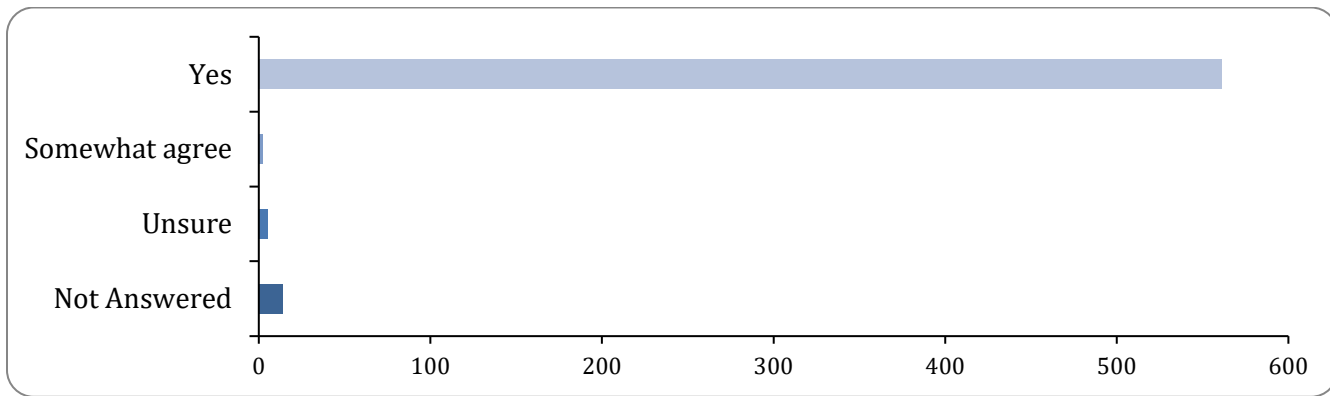
Option	Total	Percent
Not Answered	35	6.01%

use this space to tell us more about your response above

There were 185 responses to this part of the question.

10: Do you agree that having access to open green spaces is good for your mental health and wellbeing?

There were 568 responses to this part of the question.

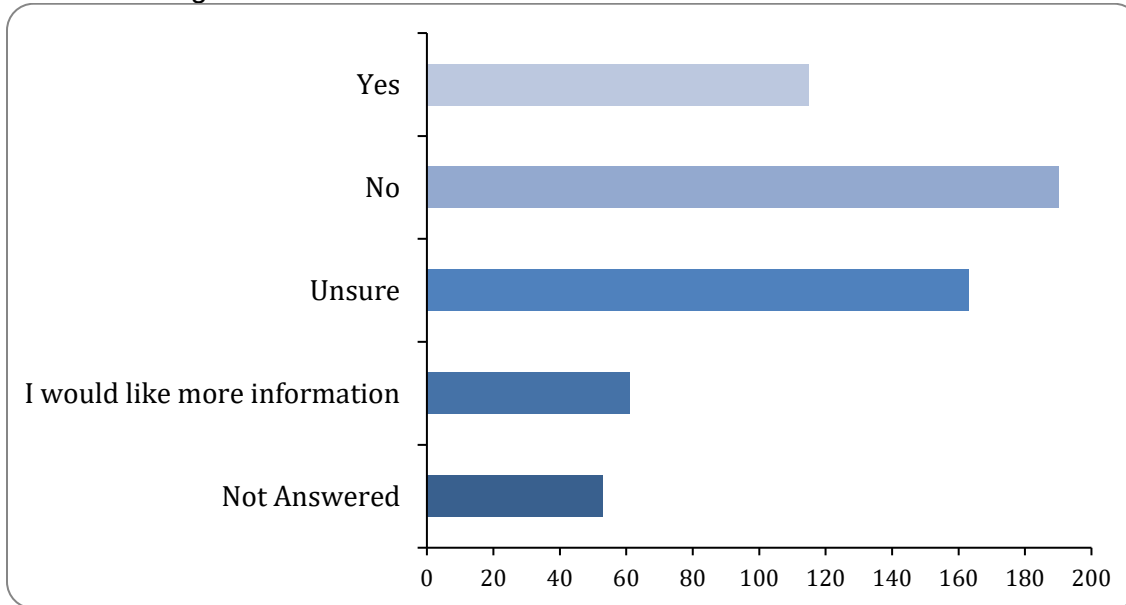


Option	Total	Percent
Yes	561	96.39%
Somewhat agree	2	0.34%
Unsure	5	0.86%
No	0	0.00%
Not Answered	14	2.41%

11: Volunteering can be beneficial to a person's health and wellbeing and other benefits such as social interaction, new experiences, add to a person's confidence, a sense of achievement. Would you be interested in a volunteering role at Nunhead Cemetery

There were 529 responses to this part of the question.

London Borough of Southwark



Option	Total	Percent
Yes	115	19.76%
No	190	32.65%
Unsure	163	28.01%
I would like more information	61	10.48%
Not Answered	53	9.11%

please leave your name and contact details if you would like to know more about volunteering

There were 138 responses to this part of the question.

12: If you have never visited the Cemetery, what would encourage you to visit the cemetery in the future?

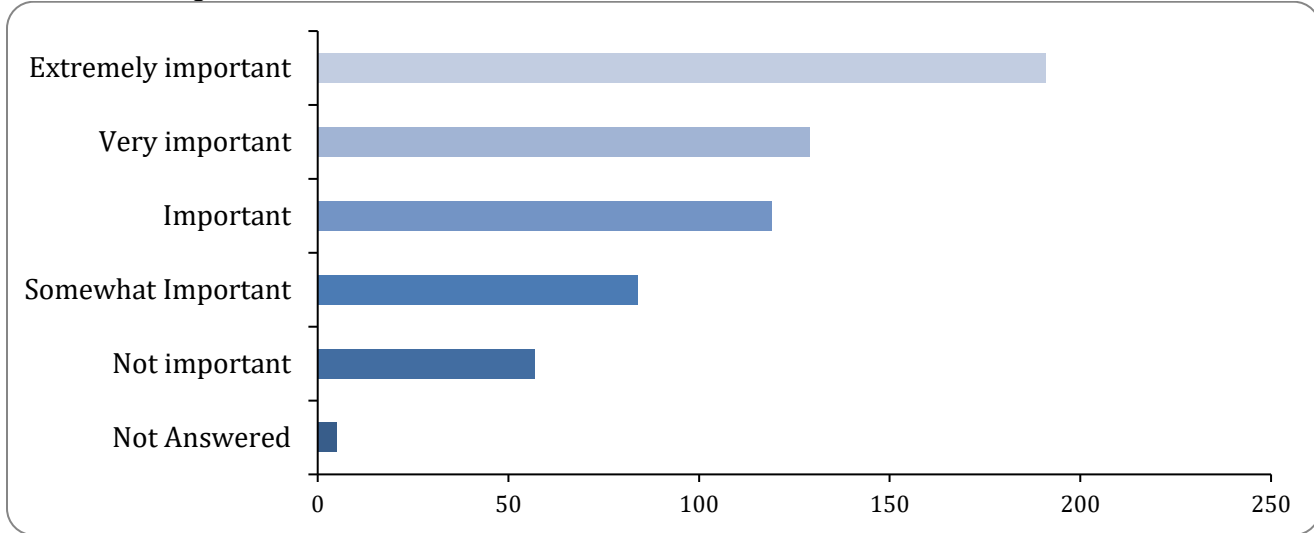
There were 118 responses to this part of the question.

13: These are facilities we aim to have available in the East Lodge. Please indicate how important the following facilities are to you on the grid below.

facilities - Café style refreshments available to purchase

There were 577 responses to this part of the question.

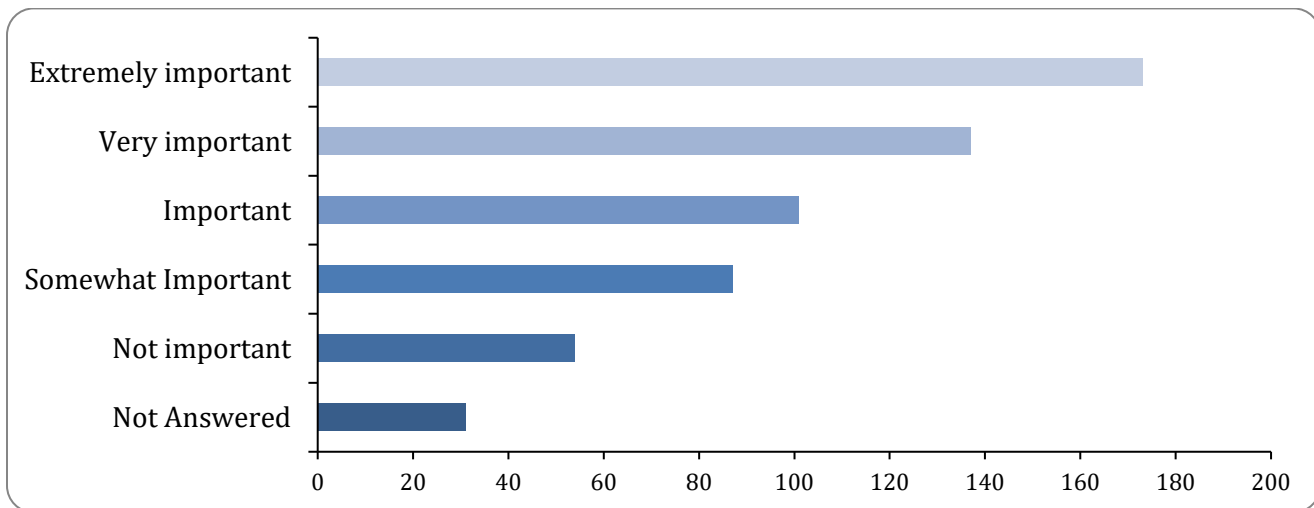
London Borough of Southwark



Option	Total	Percent
Extremely important	191	32.82%
Very important	129	22.16%
Important	119	20.45%
Somewhat Important	84	14.43%
Not important	57	9.79%
Not Answered	5	0.86%

facilities - Indoor and outdoor café seating at the East Lodge

There were 551 responses to this part of the question.

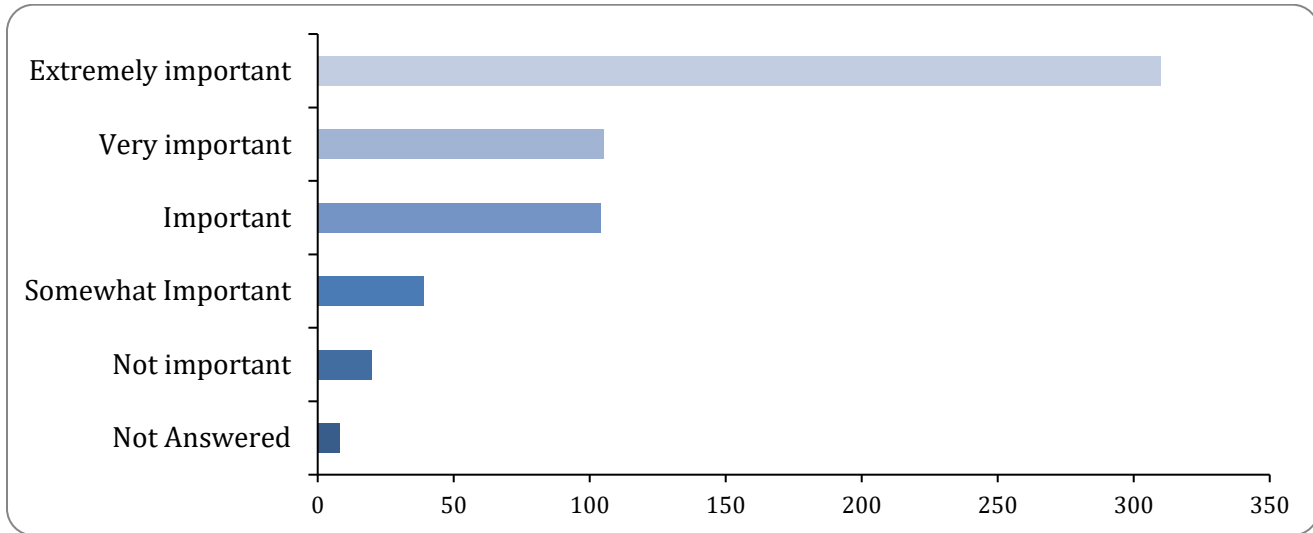


Option	Total	Percent
Extremely important	173	29.73%
Very important	137	23.54%
Important	101	17.35%
Somewhat Important	87	14.95%
Not important	54	9.28%

Option	Total	Percent
Not Answered	31	5.33%

facilities - Accessible toilet facilities

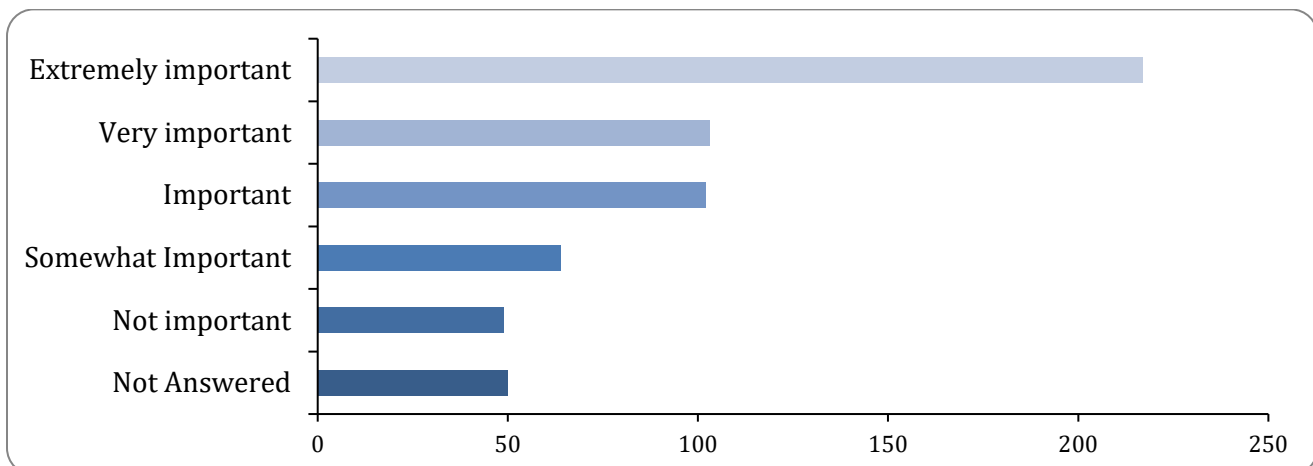
There were 574 responses to this part of the question.



Option	Total	Percent
Extremely important	310	53.26%
Very important	105	18.04%
Important	104	17.87%
Somewhat Important	39	6.70%
Not important	20	3.44%
Not Answered	8	1.37%

facilities - Accessibility - step free access to all floors

There were 532 responses to this part of the question.

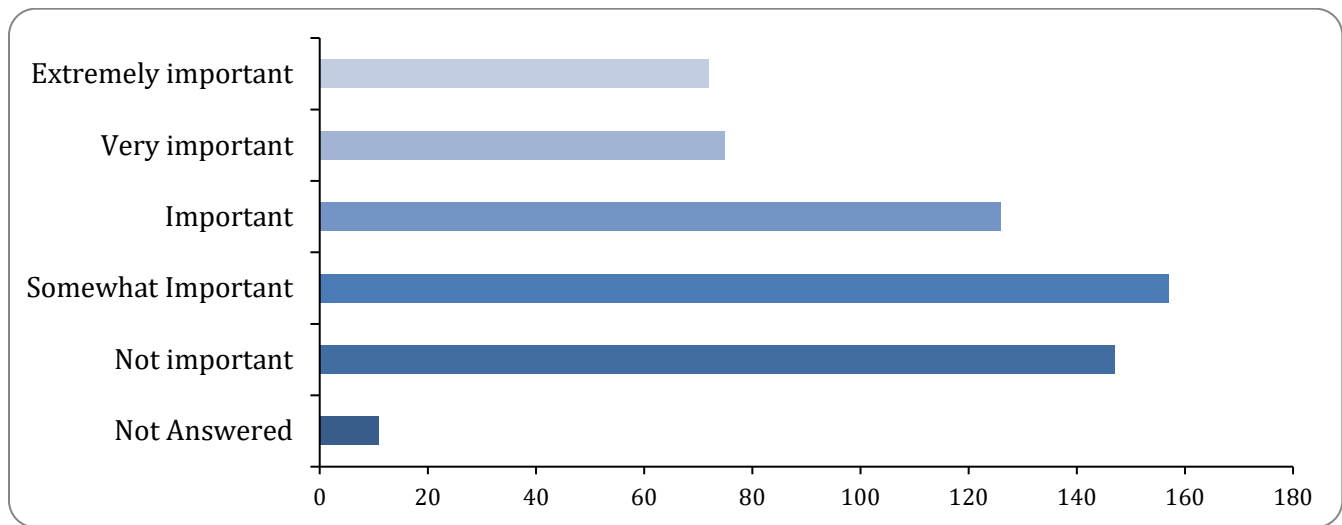


London Borough of Southwark

Option	Total	Percent
Extremely important	217	37.29%
Very important	103	17.70%
Important	102	17.53%
Somewhat Important	64	11.00%
Not important	49	8.42%
Not Answered	50	8.59%

facilities - A visitor enquiry and reception facility

There were 571 responses to this part of the question.

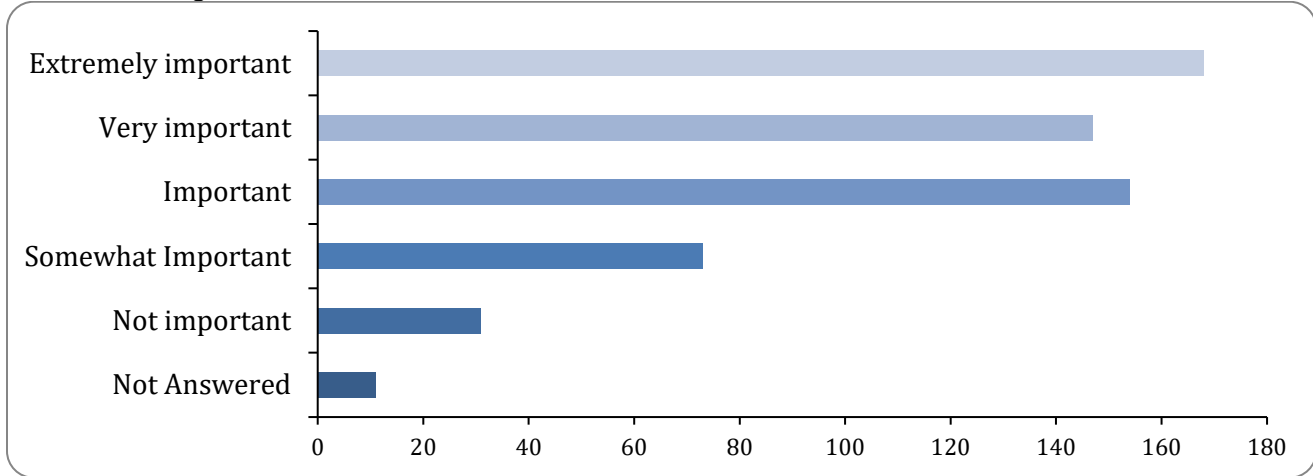


Option	Total	Percent
Extremely important	72	12.37%
Very important	75	12.89%
Important	126	21.65%
Somewhat Important	157	26.98%
Not important	147	25.26%
Not Answered	11	1.89%

facilities - Community space available for the local community, schools and others groups

There were 571 responses to this part of the question.

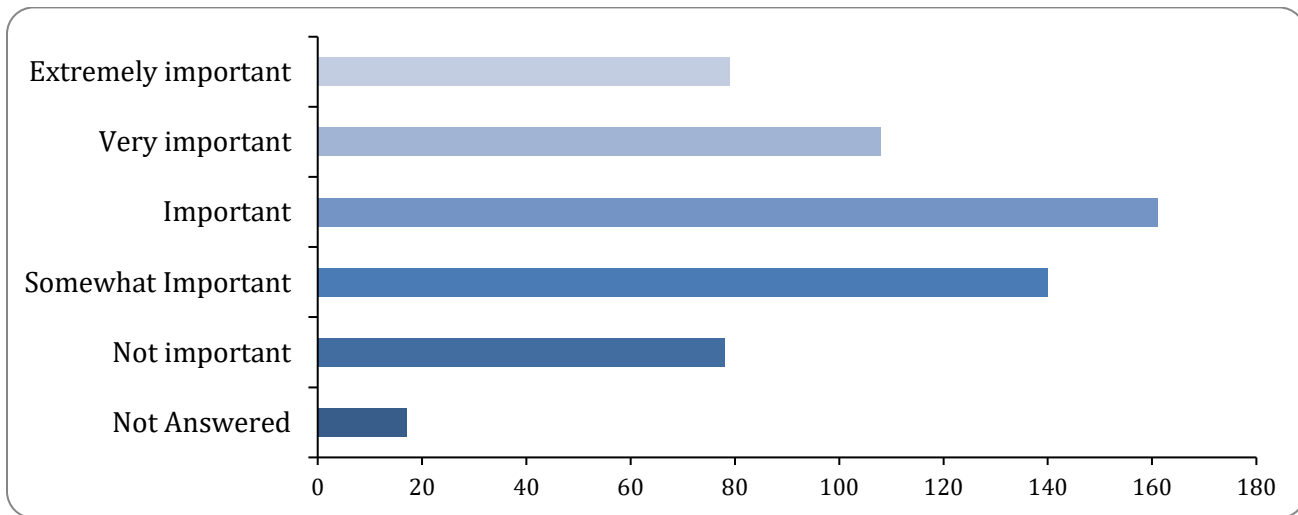
London Borough of Southwark



Option	Total	Percent
Extremely important	168	28.87%
Very important	147	25.26%
Important	154	26.46%
Somewhat Important	73	12.54%
Not important	31	5.33%
Not Answered	11	1.89%

facilities - Arts exhibition space

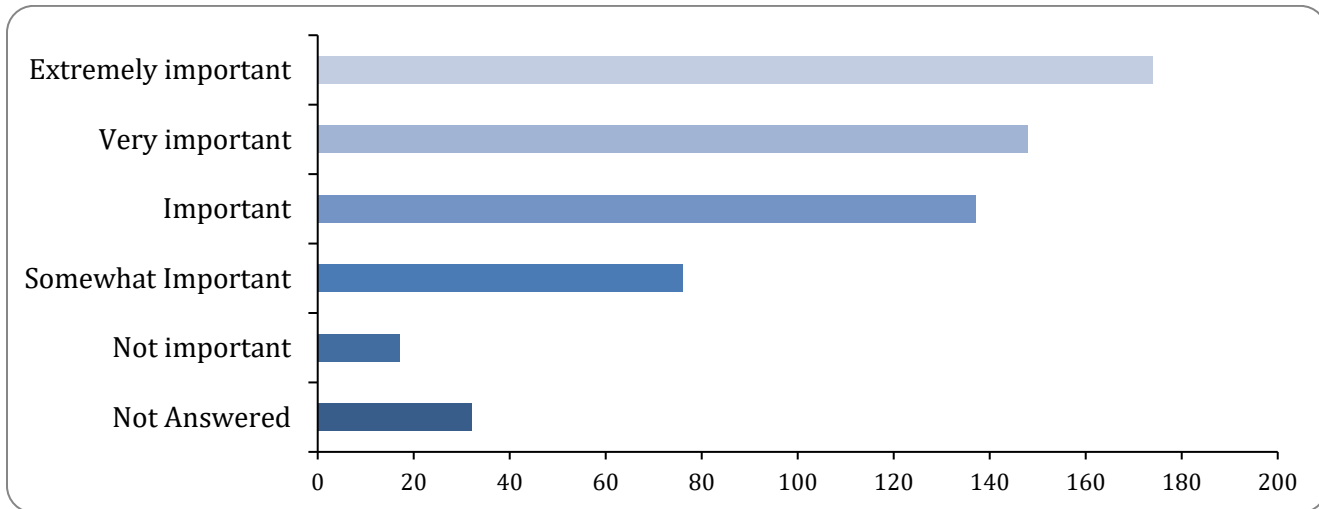
There were 565 responses to this part of the question.



Option	Total	Percent
Extremely important	79	13.57%
Very important	108	18.56%
Important	161	27.66%
Somewhat Important	140	24.05%
Not important	78	13.40%
Not Answered	17	2.92%

facilities - Base for Friends of Nunhead Cemetery and volunteering activities

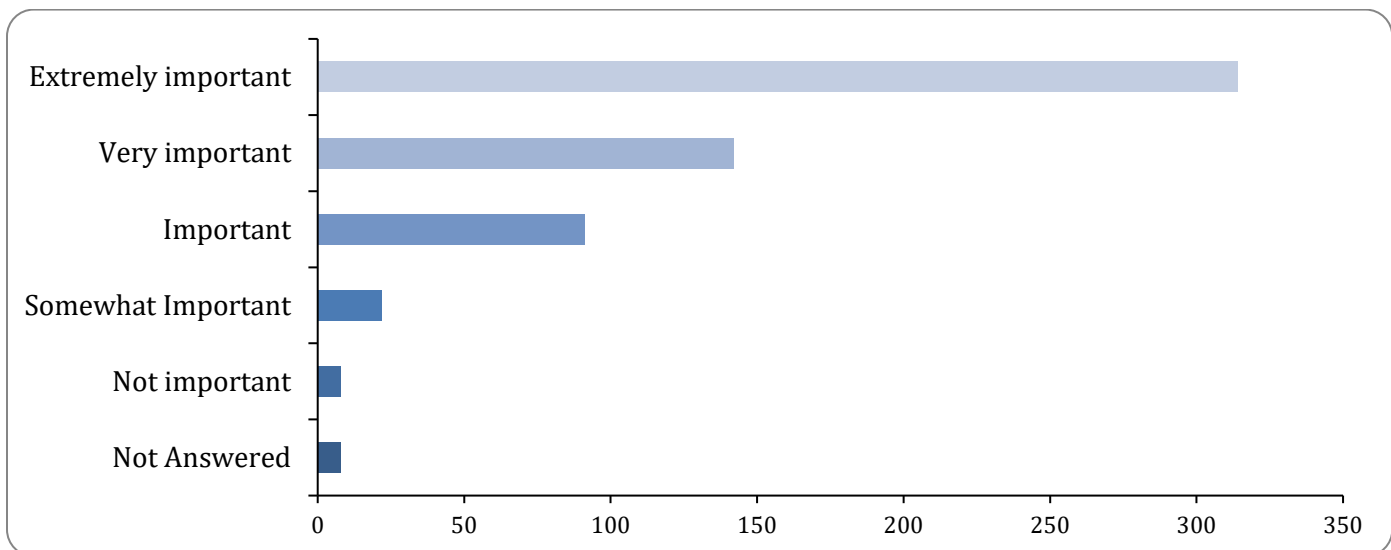
There were 550 responses to this part of the question.



Option	Total	Percent
Extremely important	174	29.90%
Very important	148	25.43%
Important	137	23.54%
Somewhat Important	76	13.06%
Not important	17	2.92%
Not Answered	32	5.50%

facilities - Environmentally sustainable facilities

There were 574 responses to this part of the question.



London Borough of Southwark

Option	Total	Percent
Extremely important	314	53.95%
Very important	142	24.40%
Important	91	15.64%
Somewhat Important	22	3.78%
Not important	8	1.37%
Not Answered	8	1.37%

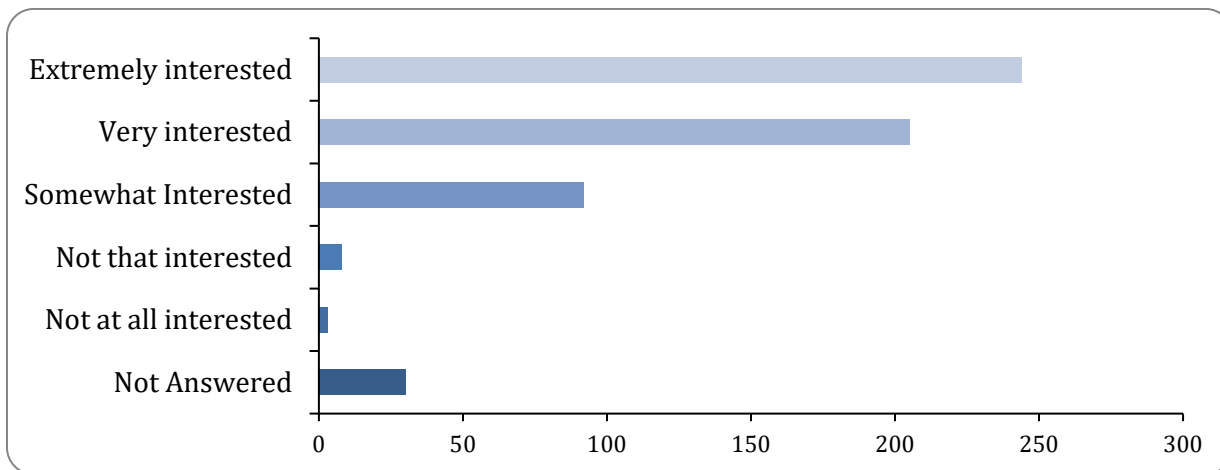
14: Are there any further facilities you would like to see in the Cemetery? Please specify

There were 193 responses to this part of the question.

15: We are planning to provide a variety of displays and activities at Nunhead Cemetery. Which of the following would be of interest to you?

planning and display - Stories of people buried in the Cemetery

There were 552 responses to this part of the question.

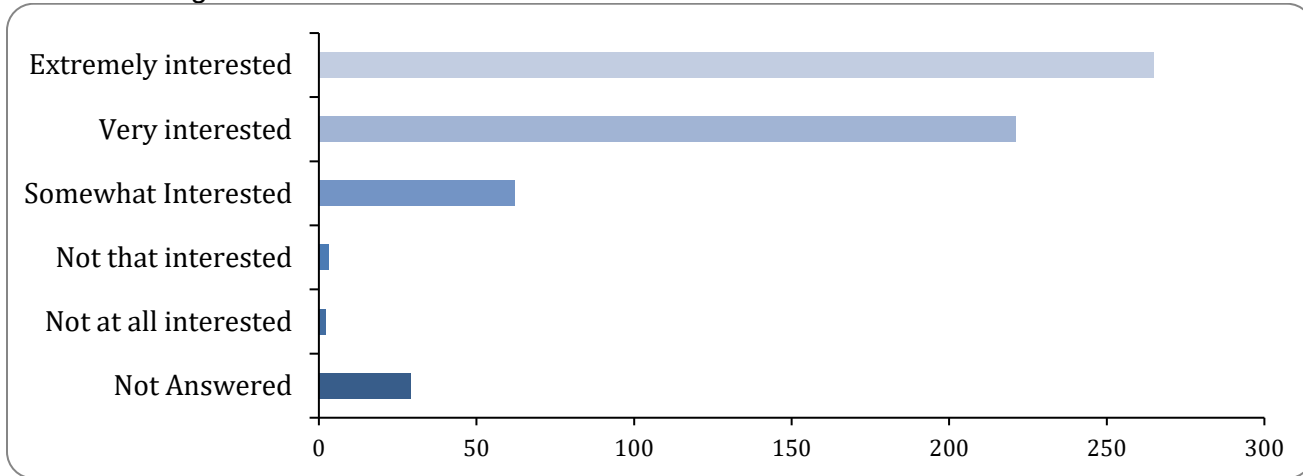


Option	Total	Percent
Extremely interested	244	41.92%
Very interested	205	35.22%
Somewhat Interested	92	15.81%
Not that interested	8	1.37%
Not at all interested	3	0.52%
Not Answered	30	5.15%

planning and display - The history of Nunhead Cemetery

There were 553 responses to this part of the question.

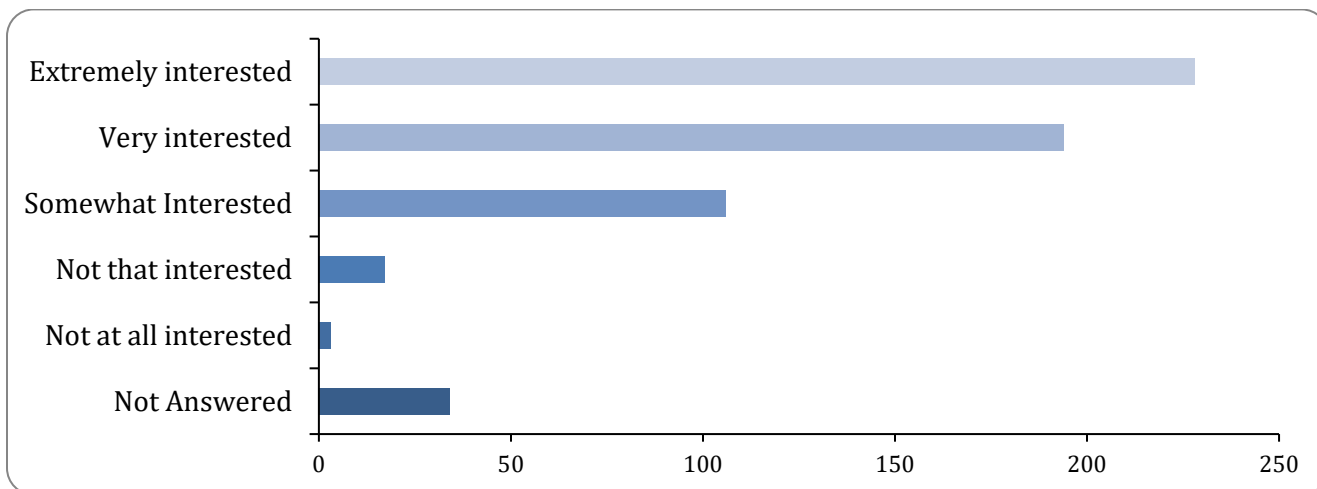
London Borough of Southwark



Option	Total	Percent
Extremely interested	265	45.53%
Very interested	221	37.97%
Somewhat Interested	62	10.65%
Not that interested	3	0.52%
Not at all interested	2	0.34%
Not Answered	29	4.98%

planning and display - Victorian symbols found in the Cemetery

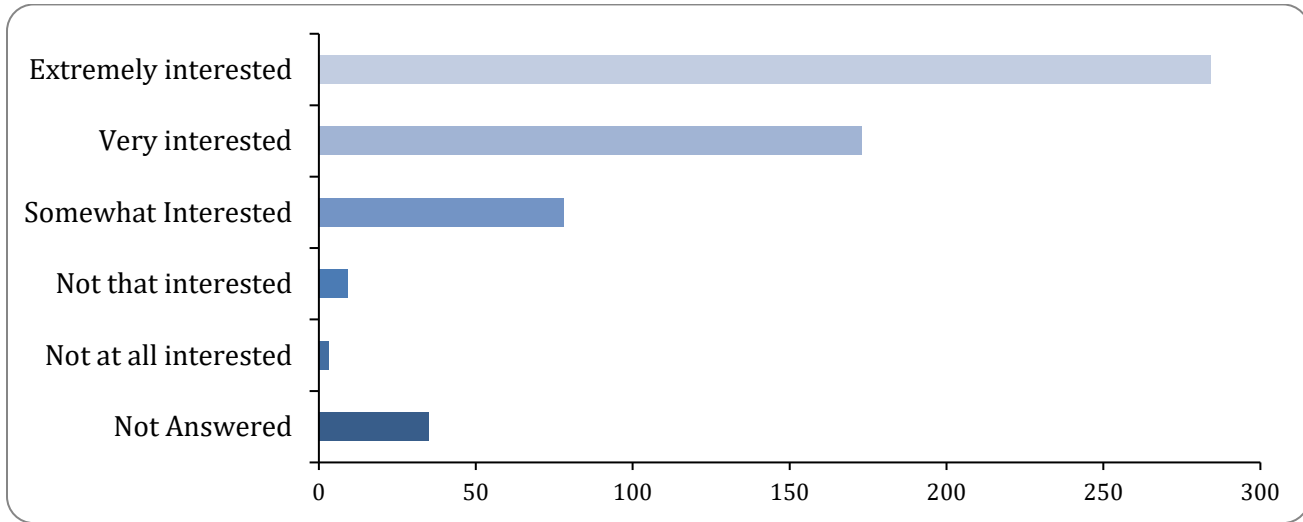
There were 548 responses to this part of the question.



Option	Total	Percent
Extremely interested	228	39.18%
Very interested	194	33.33%
Somewhat Interested	106	18.21%
Not that interested	17	2.92%
Not at all interested	3	0.52%
Not Answered	34	5.84%

planning and display - The ecology and wildlife in the Cemetery

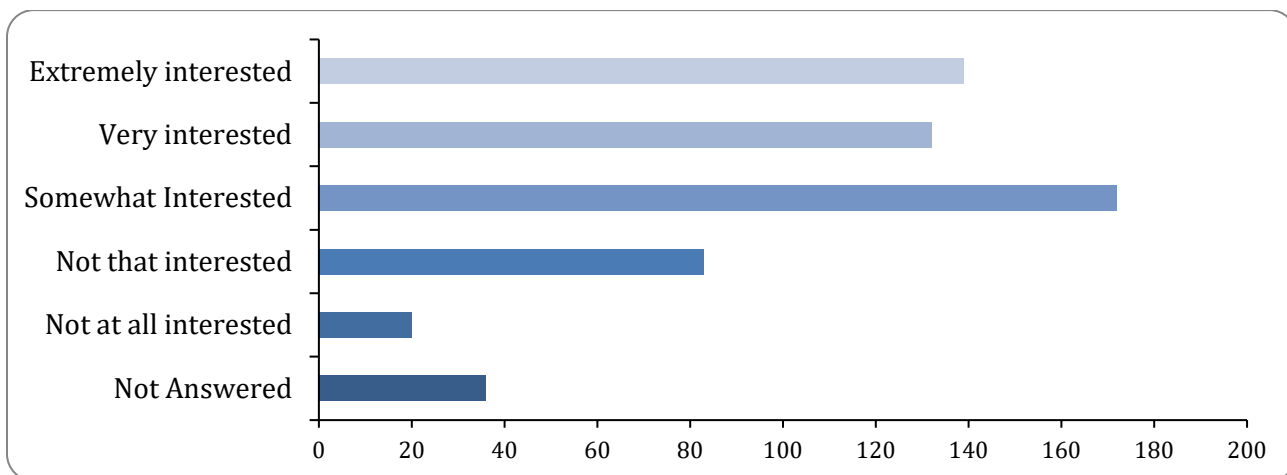
There were 547 responses to this part of the question.



Option	Total	Percent
Extremely interested	284	48.80%
Very interested	173	29.73%
Somewhat Interested	78	13.40%
Not that interested	9	1.55%
Not at all interested	3	0.52%
Not Answered	35	6.01%

planning and display - Understanding death and religious rituals

There were 546 responses to this part of the question.



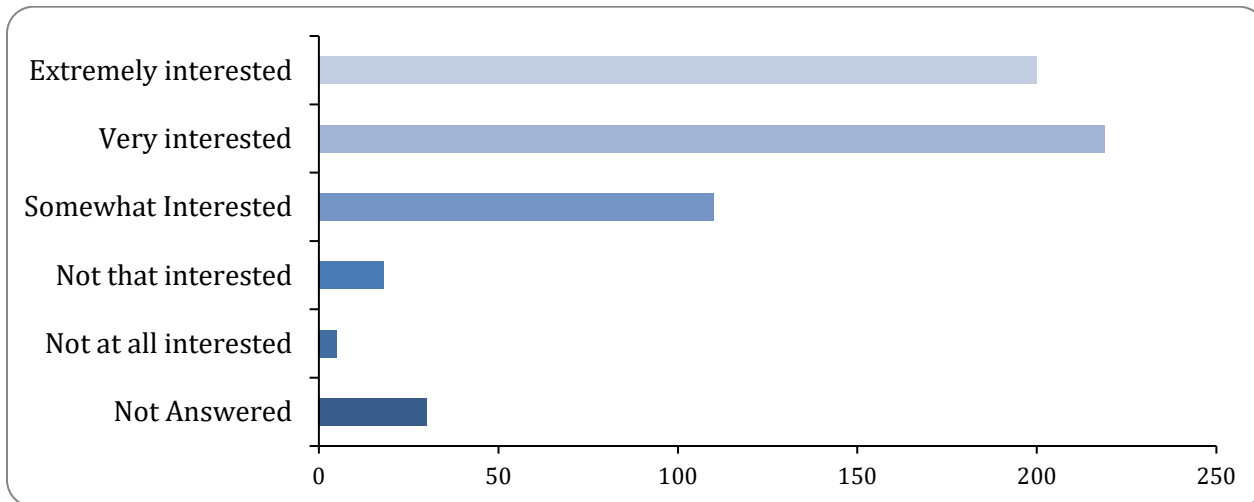
Option	Total	Percent
Extremely interested	139	23.88%
Very interested	132	22.68%

London Borough of Southwark

Option	Total	Percent
Somewhat Interested	172	29.55%
Not that interested	83	14.26%
Not at all interested	20	3.44%
Not Answered	36	6.19%

planning and display - The history of London cemeteries, in particular the 'Magnificent Seven' cemeteries around London

There were 552 responses to this part of the question.

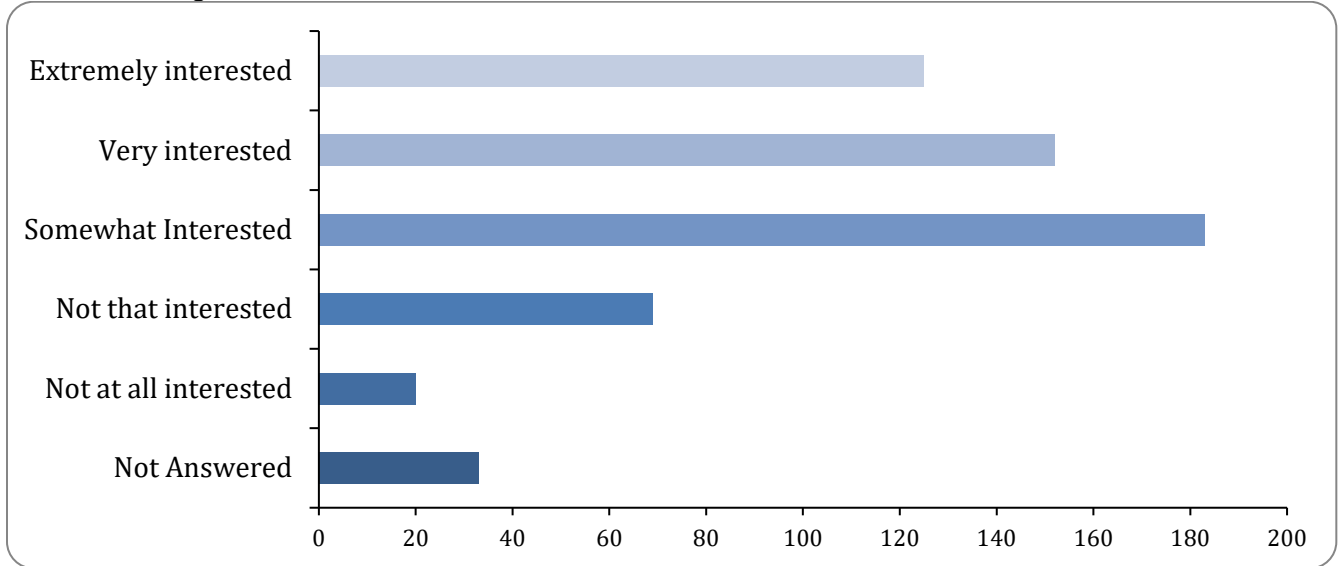


Option	Total	Percent
Extremely interested	200	34.36%
Very interested	219	37.63%
Somewhat Interested	110	18.90%
Not that interested	18	3.09%
Not at all interested	5	0.86%
Not Answered	30	5.15%

planning and display - Details of the East Lodge restoration project, including heritage skills involved

There were 549 responses to this part of the question.

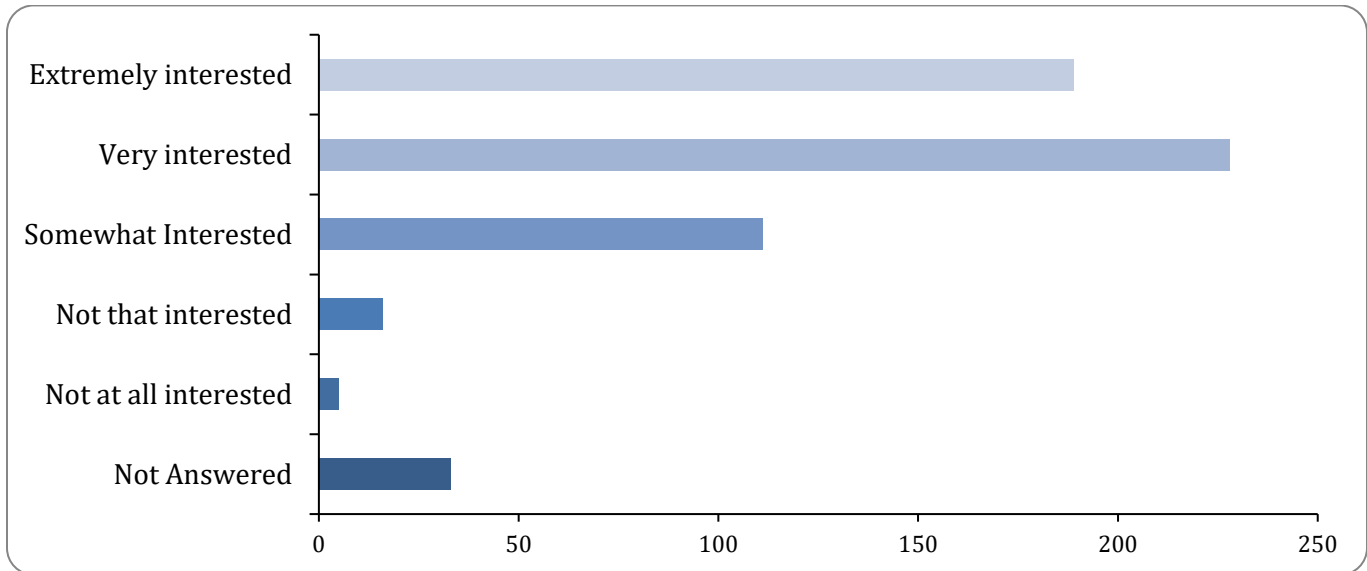
London Borough of Southwark



Option	Total	Percent
Extremely interested	125	21.48%
Very interested	152	26.12%
Somewhat Interested	183	31.44%
Not that interested	69	11.86%
Not at all interested	20	3.44%
Not Answered	33	5.67%

planning and display - Information on some of the significant memorials found in the Cemetery

There were 549 responses to this part of the question.



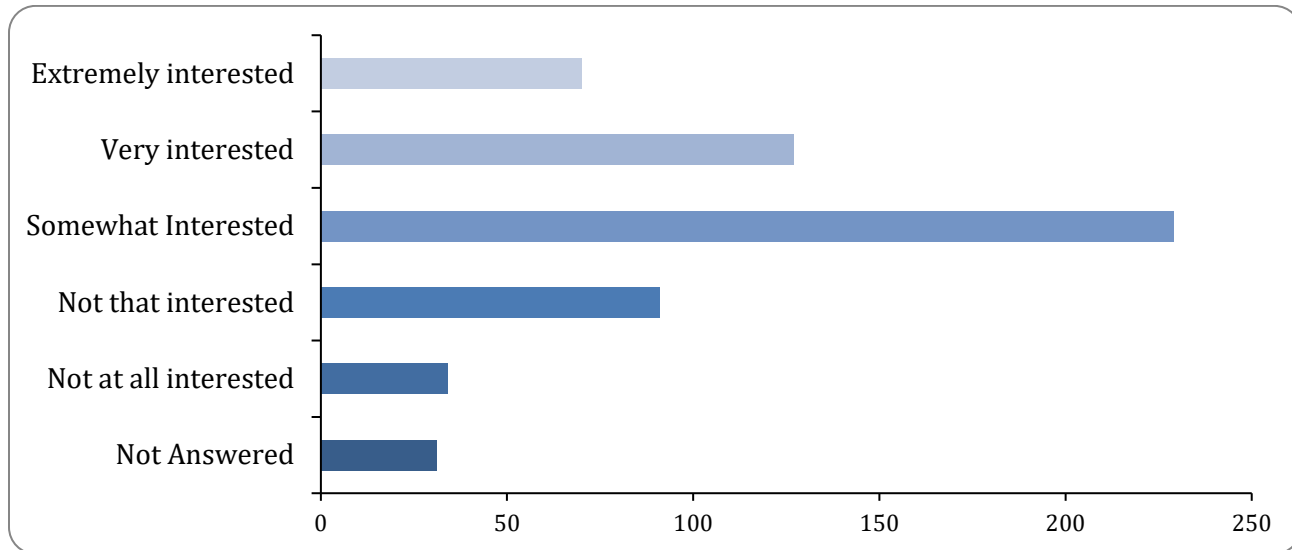
Option	Total	Percent
Extremely interested	189	32.47%
Very interested	228	39.18%

London Borough of Southwark

Option	Total	Percent
Somewhat Interested	111	19.07%
Not that interested	16	2.75%
Not at all interested	5	0.86%
Not Answered	33	5.67%

planning and display - The origins of the Friends of Nunhead Cemetery and its activities

There were 551 responses to this part of the question.

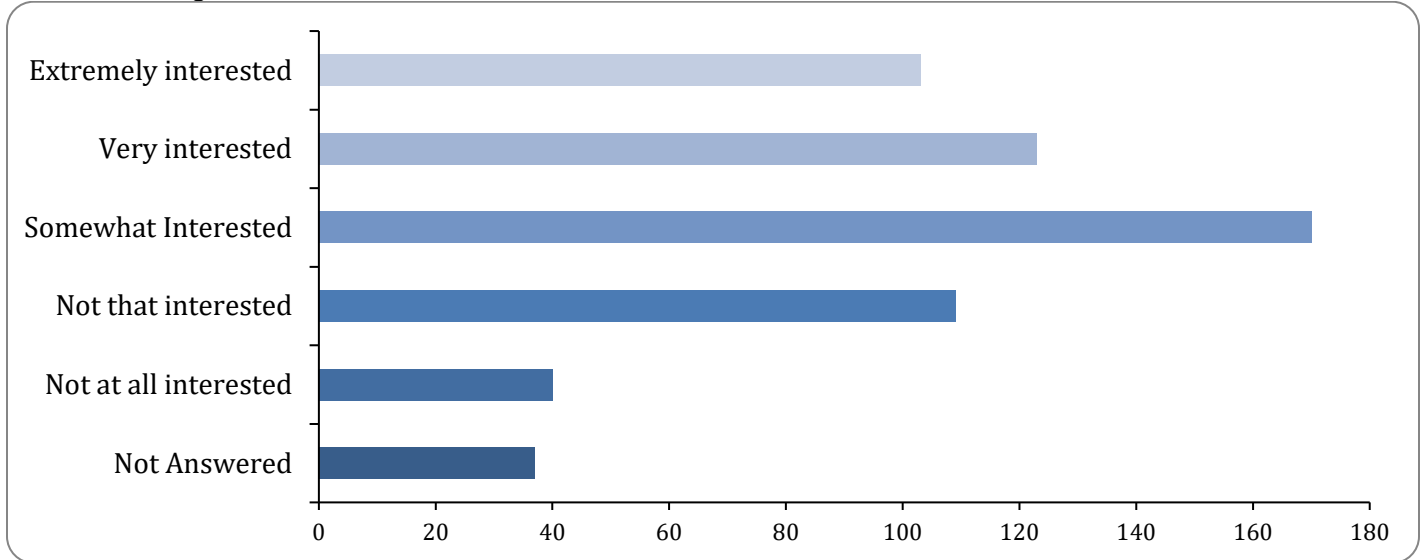


Option	Total	Percent
Extremely interested	70	12.03%
Very interested	127	21.82%
Somewhat Interested	229	39.35%
Not that interested	91	15.64%
Not at all interested	34	5.84%
Not Answered	31	5.33%

planning and display - Digital access to monument inscriptions and grave locations

There were 545 responses to this part of the question.

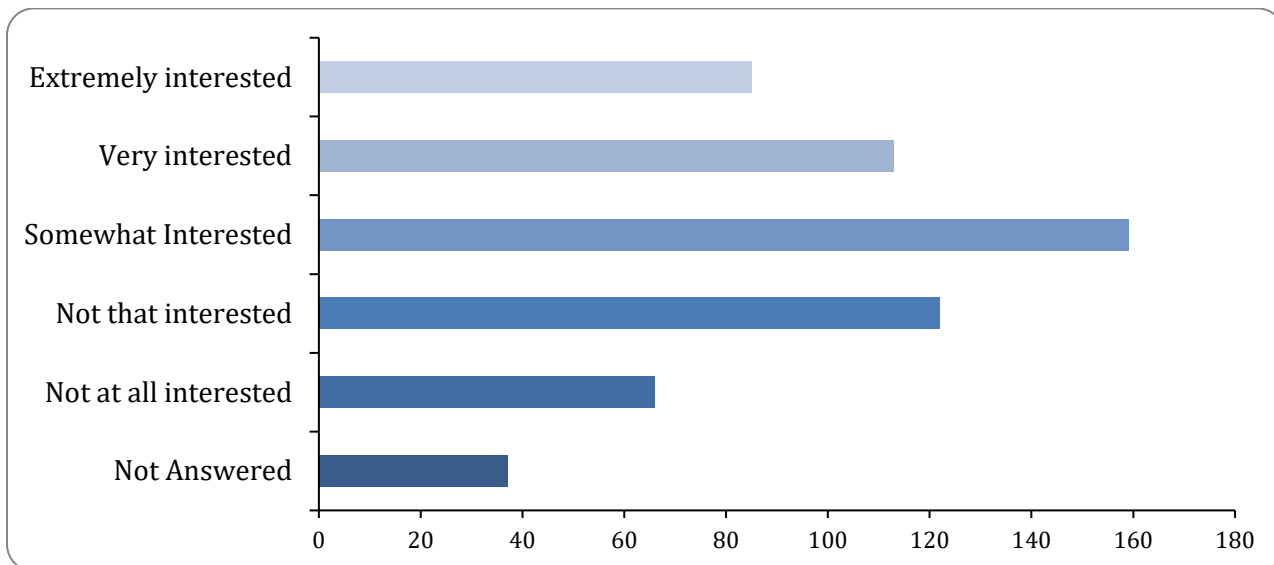
London Borough of Southwark



Option	Total	Percent
Extremely interested	103	17.70%
Very interested	123	21.13%
Somewhat Interested	170	29.21%
Not that interested	109	18.73%
Not at all interested	40	6.87%
Not Answered	37	6.36%

planning and display - Primary, secondary and higher education programmes

There were 545 responses to this part of the question.



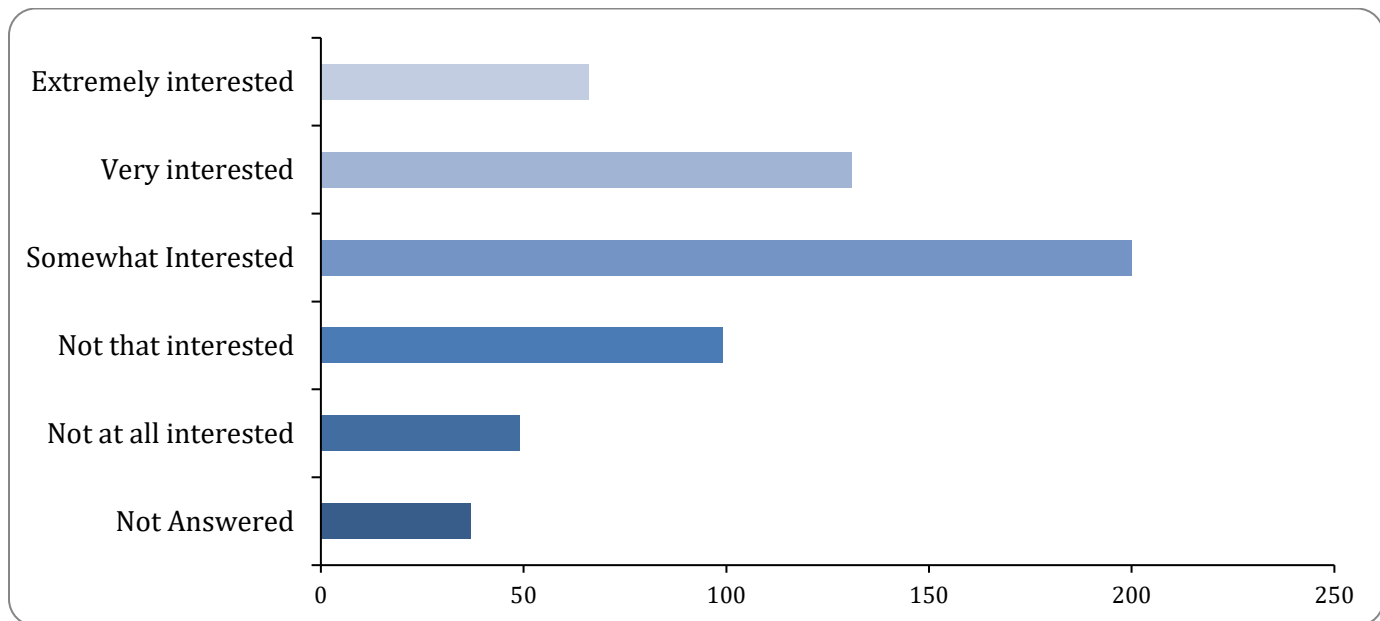
Option	Total	Percent
Extremely interested	85	14.60%
Very interested	113	19.42%
Somewhat Interested	159	27.32%

London Borough of Southwark

Option	Total	Percent
Not that interested	122	20.96%
Not at all interested	66	11.34%
Not Answered	37	6.36%

planning and display - Lecture programme on cemetery related topics

There were 545 responses to this part of the question.

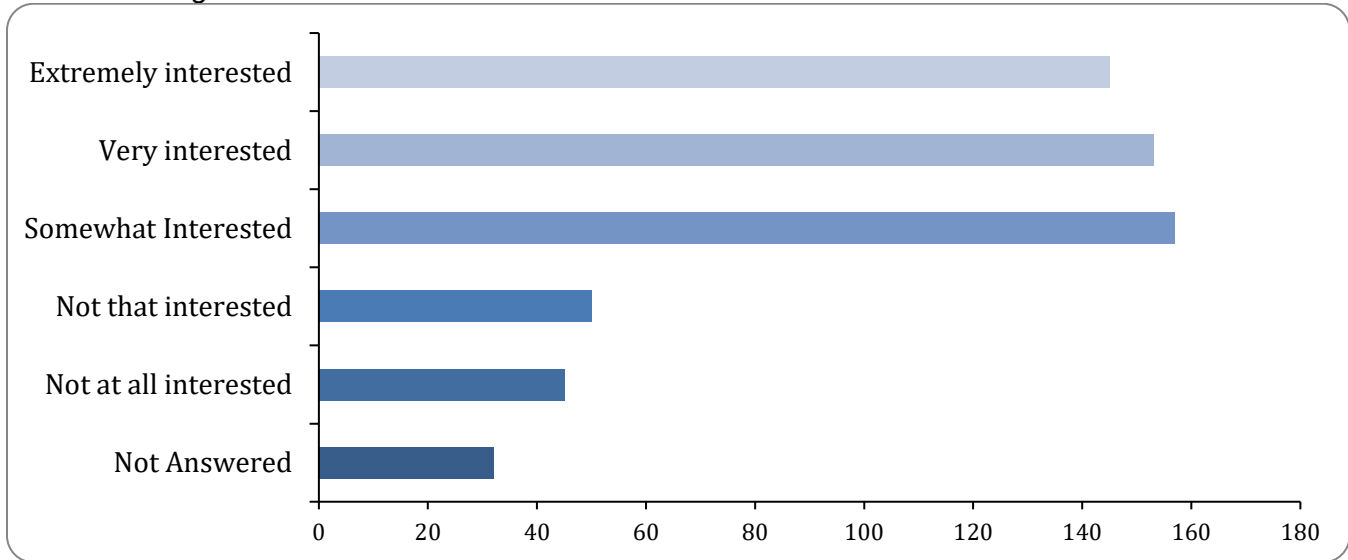


Option	Total	Percent
Extremely interested	66	11.34%
Very interested	131	22.51%
Somewhat Interested	200	34.36%
Not that interested	99	17.01%
Not at all interested	49	8.42%
Not Answered	37	6.36%

planning and display - Arts events (music; painting; dance; sculpture etc.)

There were 550 responses to this part of the question.

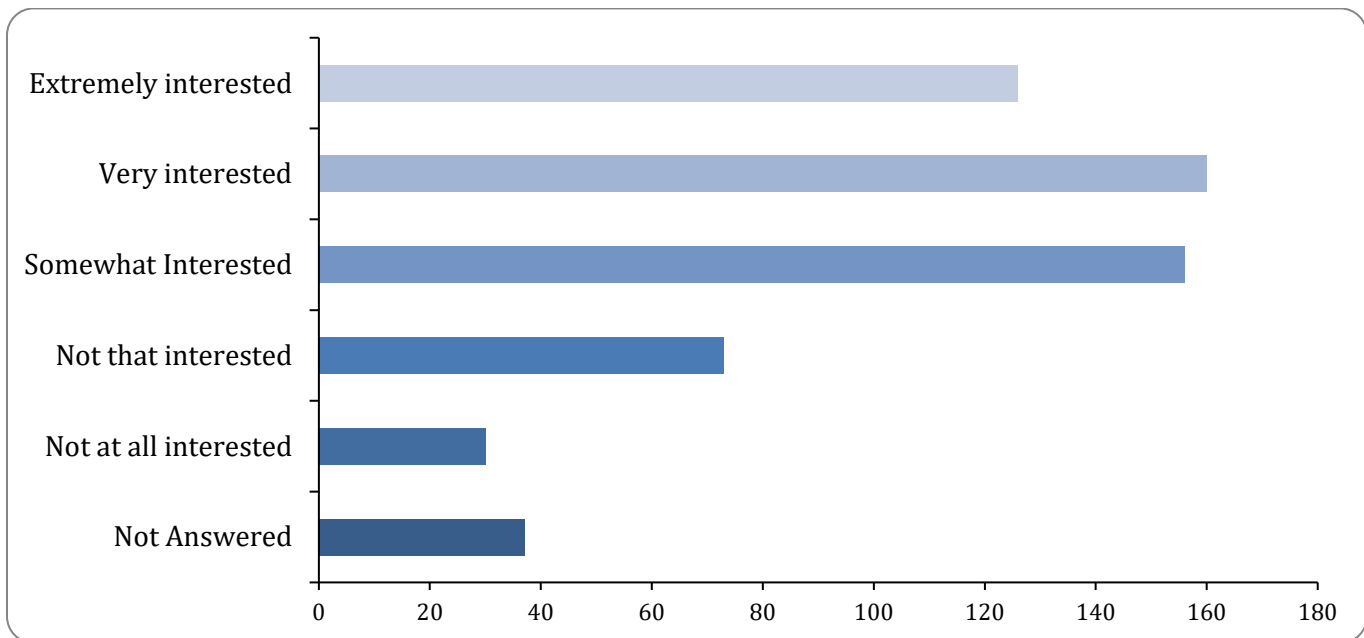
London Borough of Southwark



Option	Total	Percent
Extremely interested	145	24.91%
Very interested	153	26.29%
Somewhat Interested	157	26.98%
Not that interested	50	8.59%
Not at all interested	45	7.73%
Not Answered	32	5.50%

planning and display - Health and Wellbeing activities

There were 545 responses to this part of the question.



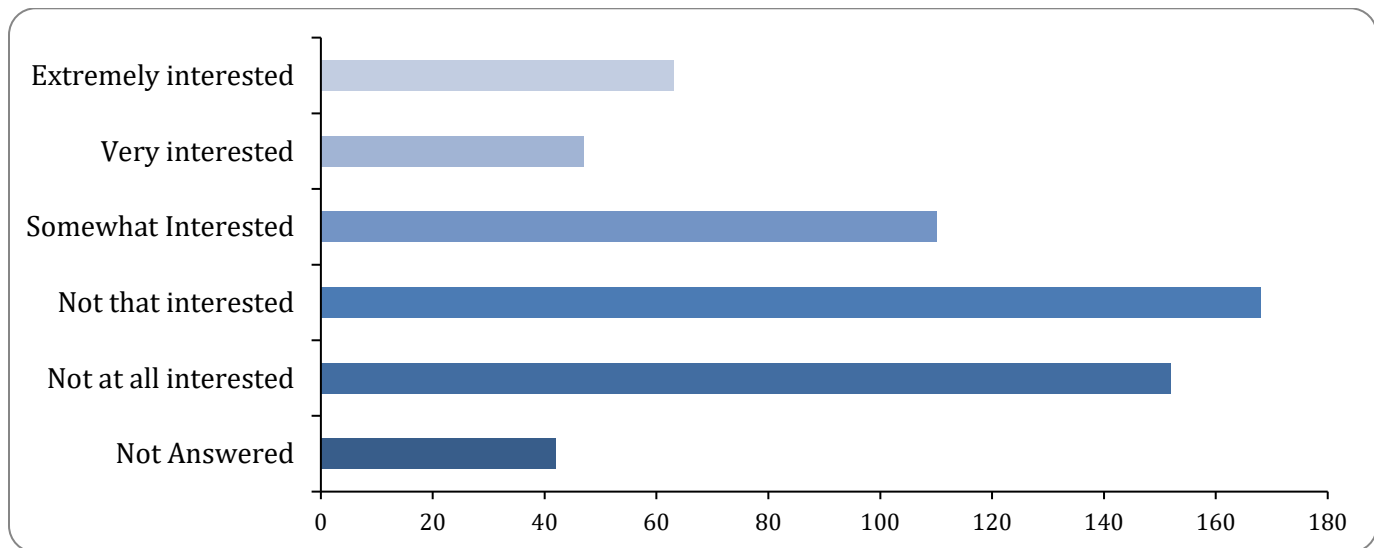
Option	Total	Percent
Extremely interested	126	21.65%

London Borough of Southwark

Option	Total	Percent
Very interested	160	27.49%
Somewhat Interested	156	26.80%
Not that interested	73	12.54%
Not at all interested	30	5.15%
Not Answered	37	6.36%

planning and display - Dance classes

There were 540 responses to this part of the question.

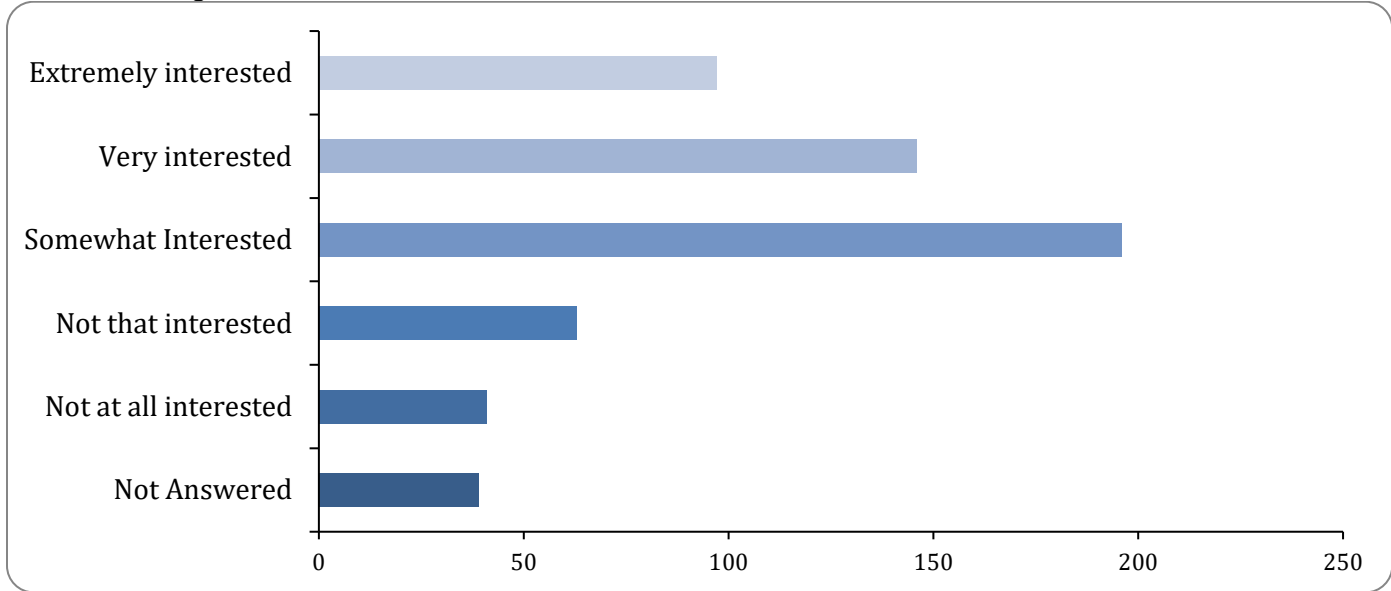


Option	Total	Percent
Extremely interested	63	10.82%
Very interested	47	8.08%
Somewhat Interested	110	18.90%
Not that interested	168	28.87%
Not at all interested	152	26.12%
Not Answered	42	7.22%

planning and display - Community exhibitons

There were 543 responses to this part of the question.

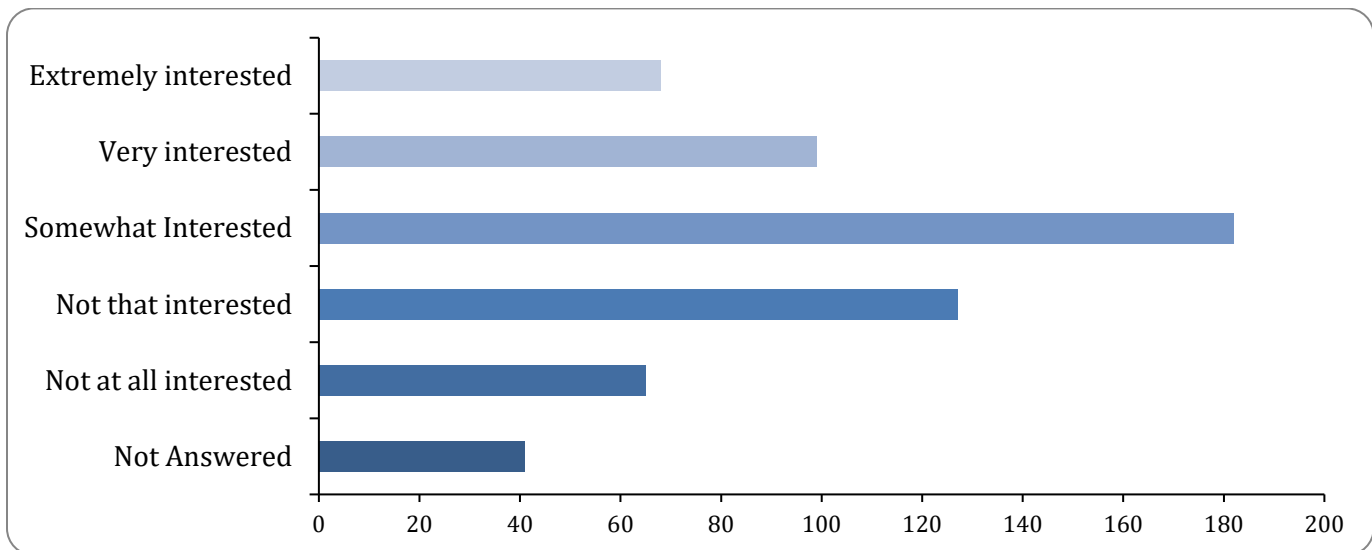
London Borough of Southwark



Option	Total	Percent
Extremely interested	97	16.67%
Very interested	146	25.09%
Somewhat Interested	196	33.68%
Not that interested	63	10.82%
Not at all interested	41	7.04%
Not Answered	39	6.70%

planning and display - Community coffee mornings

There were 541 responses to this part of the question.



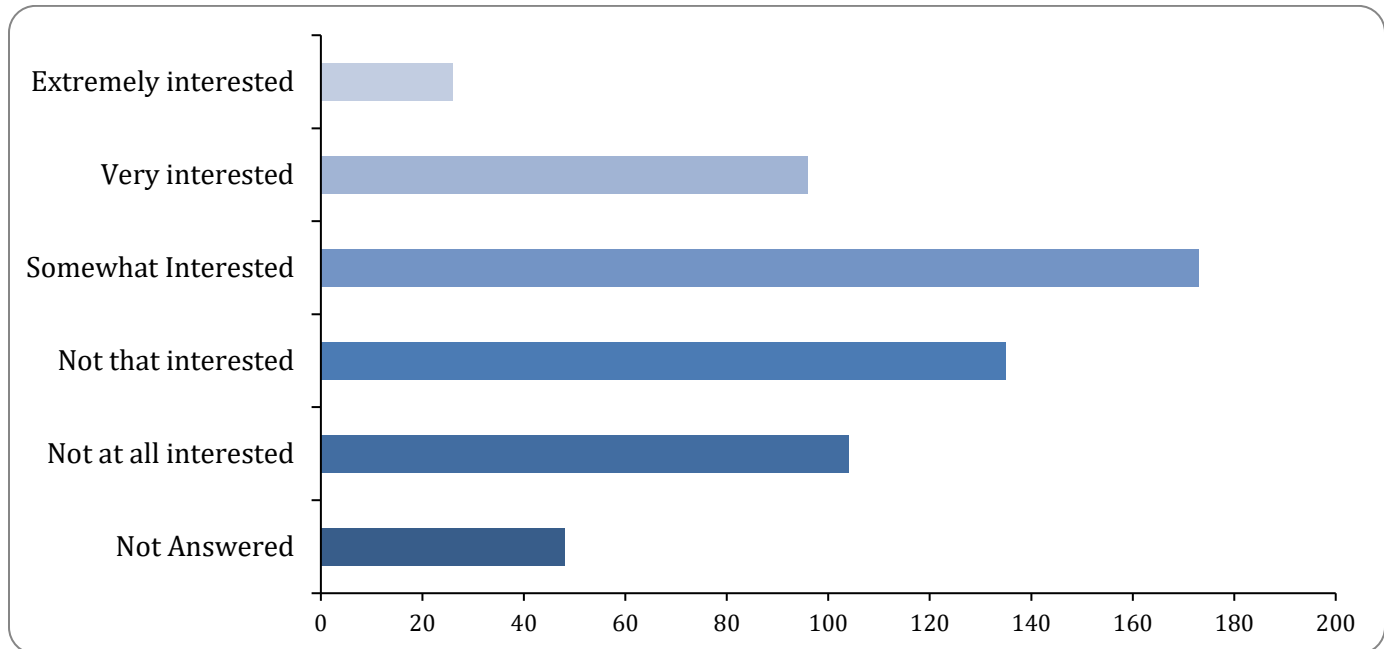
Option	Total	Percent
Extremely interested	68	11.68%
Very interested	99	17.01%

London Borough of Southwark

Option	Total	Percent
Somewhat Interested	182	31.27%
Not that interested	127	21.82%
Not at all interested	65	11.17%
Not Answered	41	7.04%

planning and display - Ward councillor sessions

There were 534 responses to this part of the question.

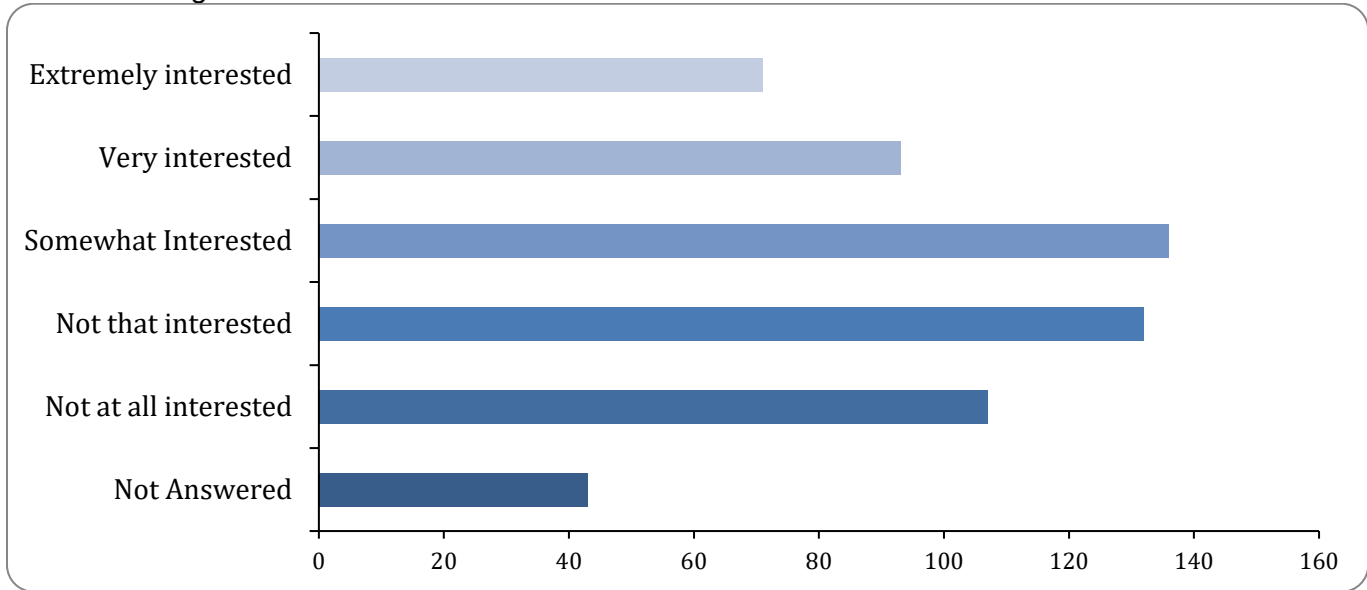


Option	Total	Percent
Extremely interested	26	4.47%
Very interested	96	16.49%
Somewhat Interested	173	29.73%
Not that interested	135	23.20%
Not at all interested	104	17.87%
Not Answered	48	8.25%

planning and display - Internet access and a quiet space

There were 539 responses to this part of the question.

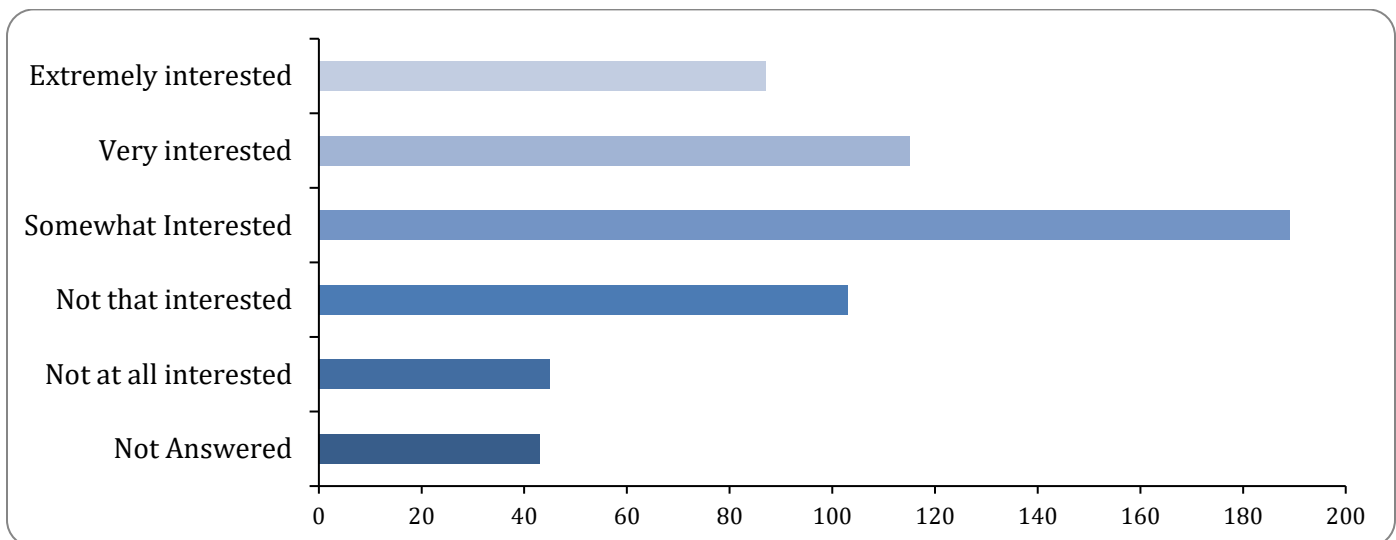
London Borough of Southwark



Option	Total	Percent
Extremely interested	71	12.20%
Very interested	93	15.98%
Somewhat Interested	136	23.37%
Not that interested	132	22.68%
Not at all interested	107	18.38%
Not Answered	43	7.39%

planning and display - Historic and ecological research opportunities

There were 539 responses to this part of the question.



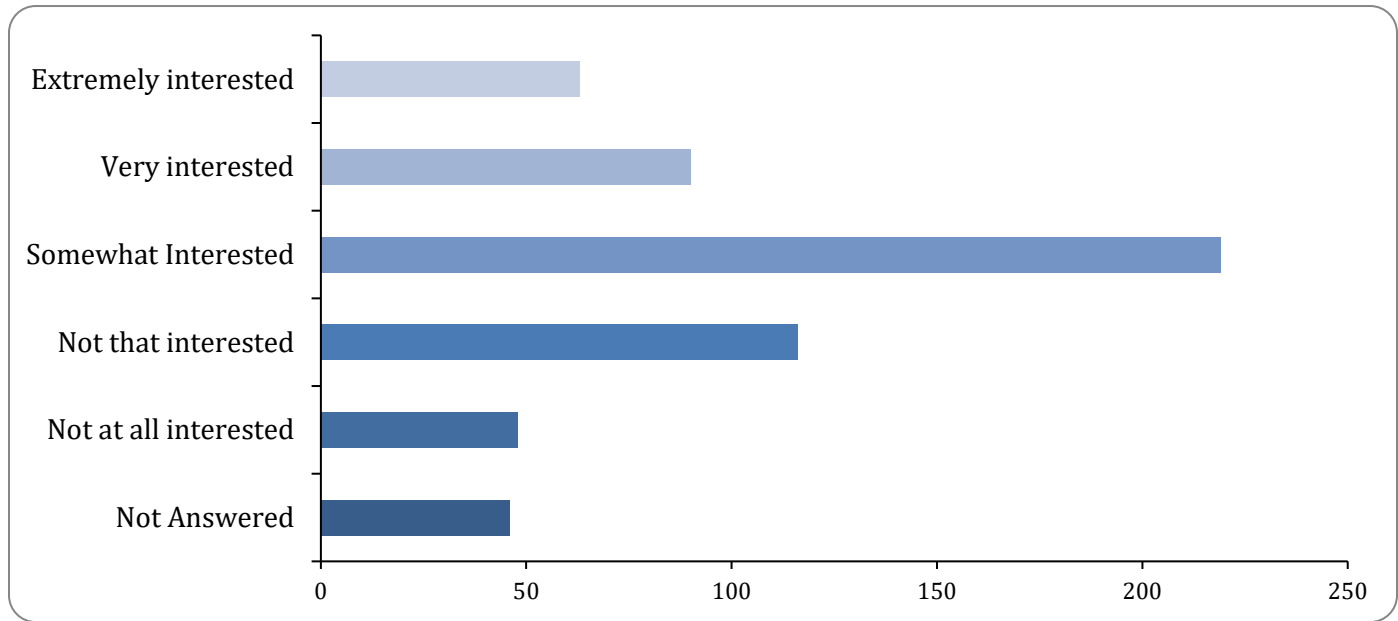
Option	Total	Percent
Extremely interested	87	14.95%
Very interested	115	19.76%
Somewhat Interested	189	32.47%

London Borough of Southwark

Option	Total	Percent
Not that interested	103	17.70%
Not at all interested	45	7.73%
Not Answered	43	7.39%

planning and display - Volunteering opportunities

There were 536 responses to this part of the question.

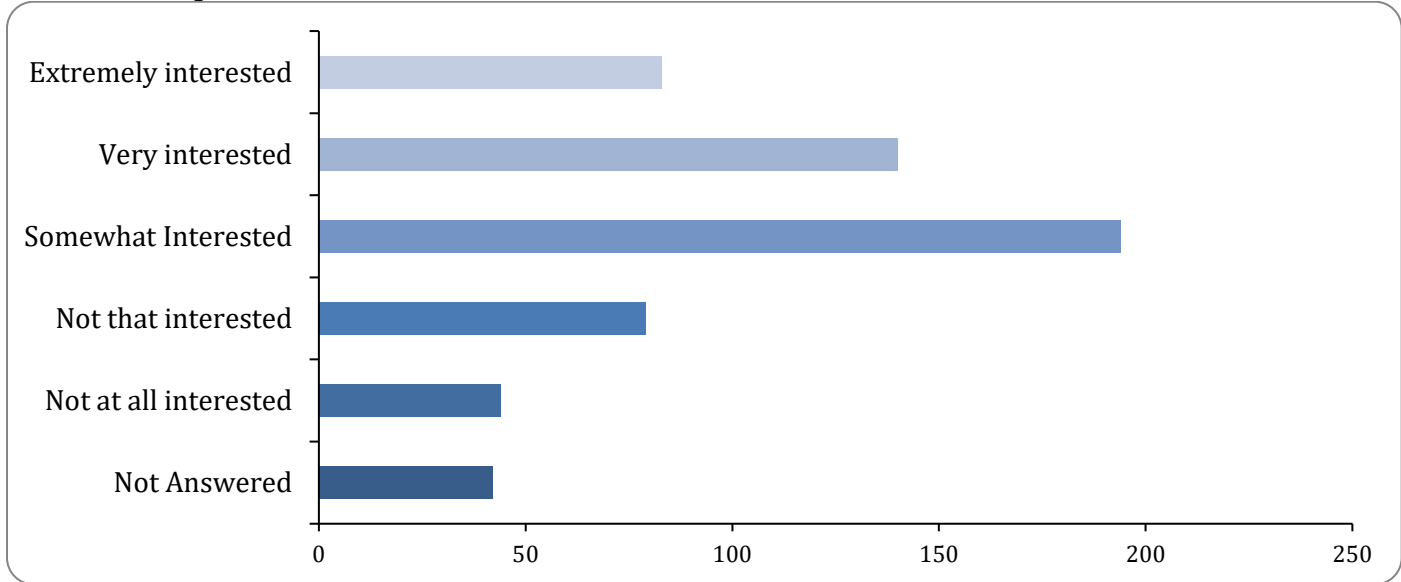


Option	Total	Percent
Extremely interested	63	10.82%
Very interested	90	15.46%
Somewhat Interested	219	37.63%
Not that interested	116	19.93%
Not at all interested	48	8.25%
Not Answered	46	7.90%

planning and display - Extended range of tours

There were 540 responses to this part of the question.

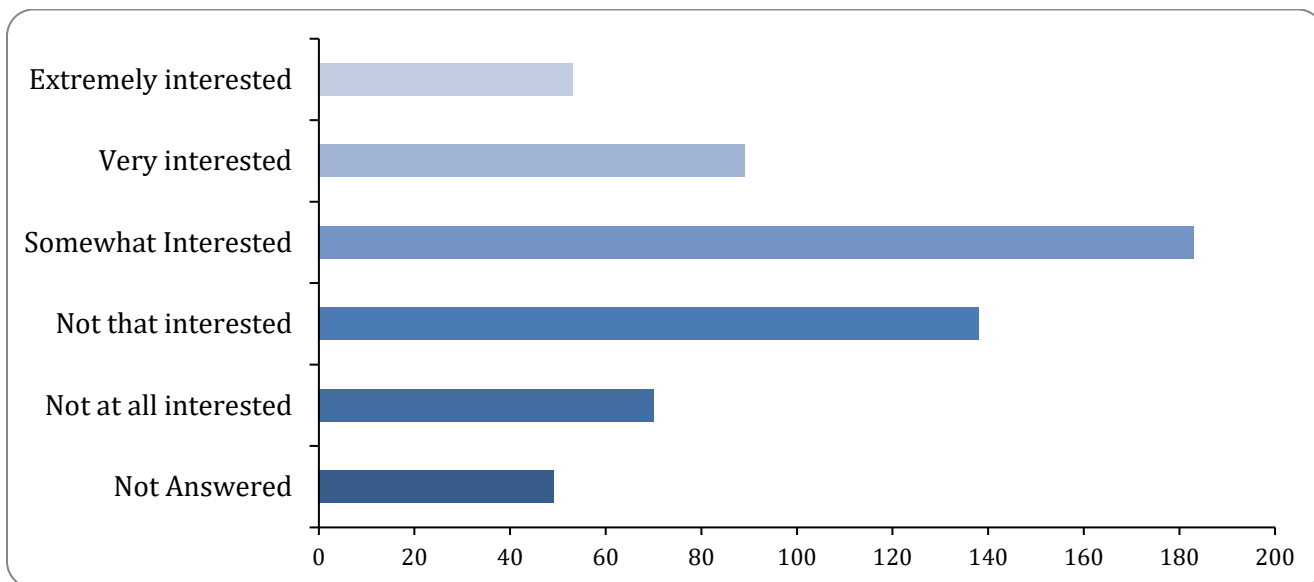
London Borough of Southwark



Option	Total	Percent
Extremely interested	83	14.26%
Very interested	140	24.05%
Somewhat Interested	194	33.33%
Not that interested	79	13.57%
Not at all interested	44	7.56%
Not Answered	42	7.22%

planning and display - Audio / digital tours

There were 533 responses to this part of the question.



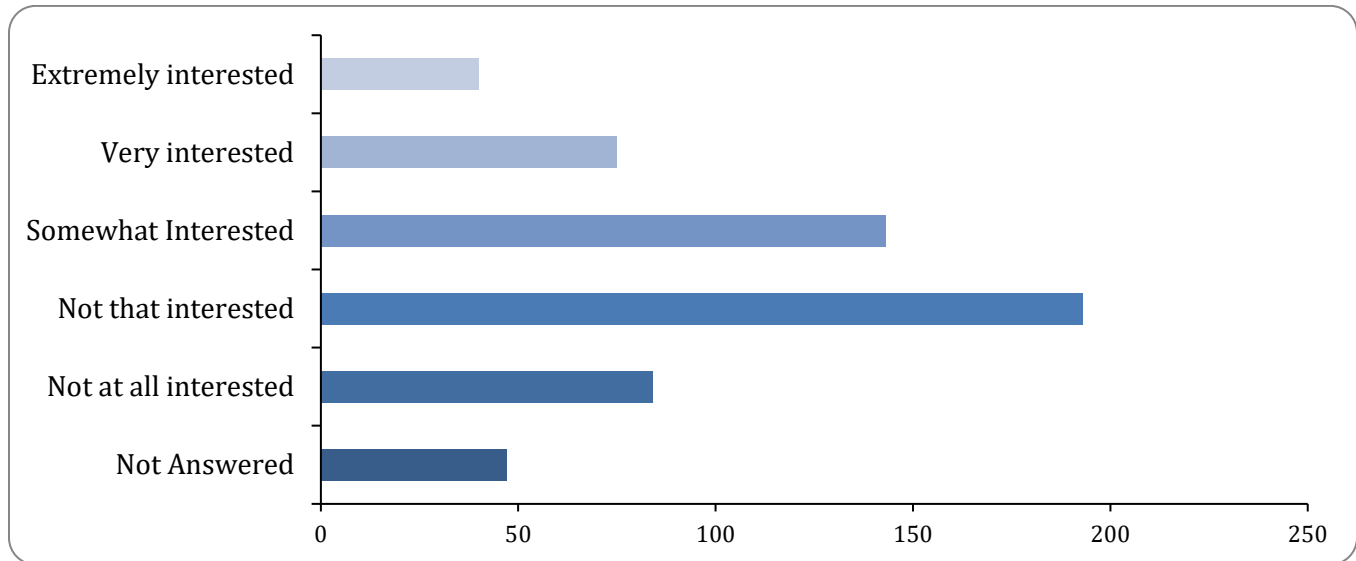
Option	Total	Percent
Extremely interested	53	9.11%
Very interested	89	15.29%

London Borough of Southwark

Option	Total	Percent
Somewhat Interested	183	31.44%
Not that interested	138	23.71%
Not at all interested	70	12.03%
Not Answered	49	8.42%

planning and display - Regular enquiries assistance and publication sales

There were 535 responses to this part of the question.

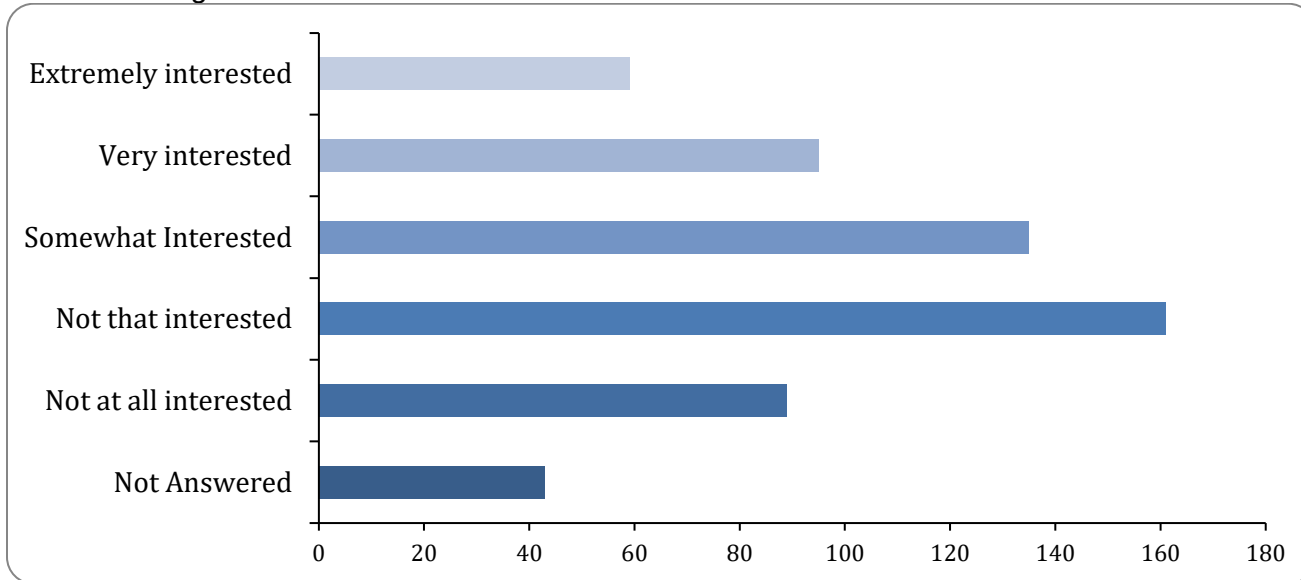


Option	Total	Percent
Extremely interested	40	6.87%
Very interested	75	12.89%
Somewhat Interested	143	24.57%
Not that interested	193	33.16%
Not at all interested	84	14.43%
Not Answered	47	8.08%

planning and display - Grave search assistance

There were 539 responses to this part of the question.

London Borough of Southwark



Option	Total	Percent
Extremely interested	59	10.14%
Very interested	95	16.32%
Somewhat Interested	135	23.20%
Not that interested	161	27.66%
Not at all interested	89	15.29%
Not Answered	43	7.39%

(a) Are there any other events or activities you would like to attend at Nunhead Cemetery? Please specify

There were 100 responses to this part of the question.

16: Please give us your name and contact details if you would like to take part in further discussions or workshops relating to this project

name

There were 239 responses to this part of the question.

contact details

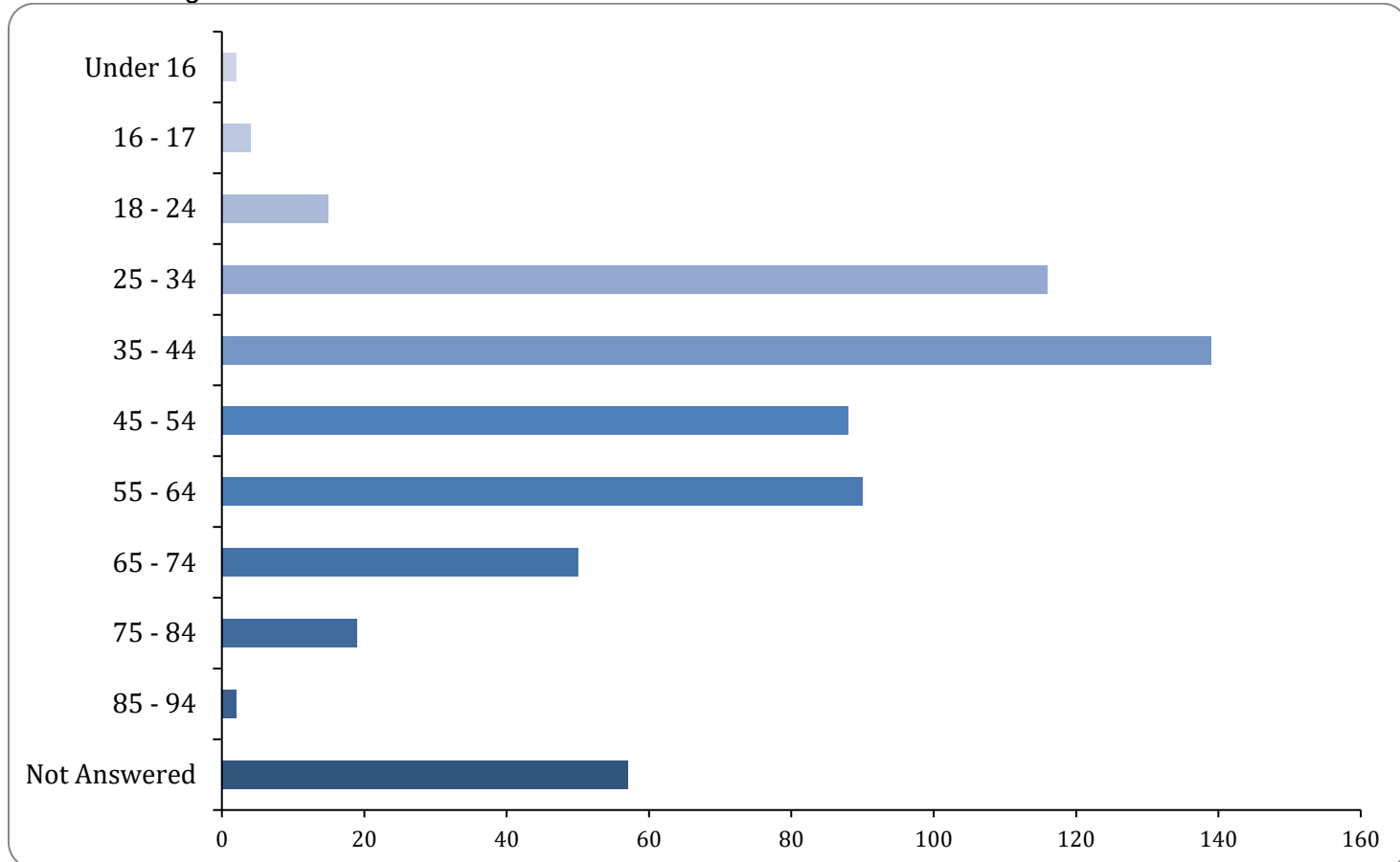
There were 224 responses to this part of the question.

17: Equalities questions

Age

There were 525 responses to this part of the question.

London Borough of Southwark

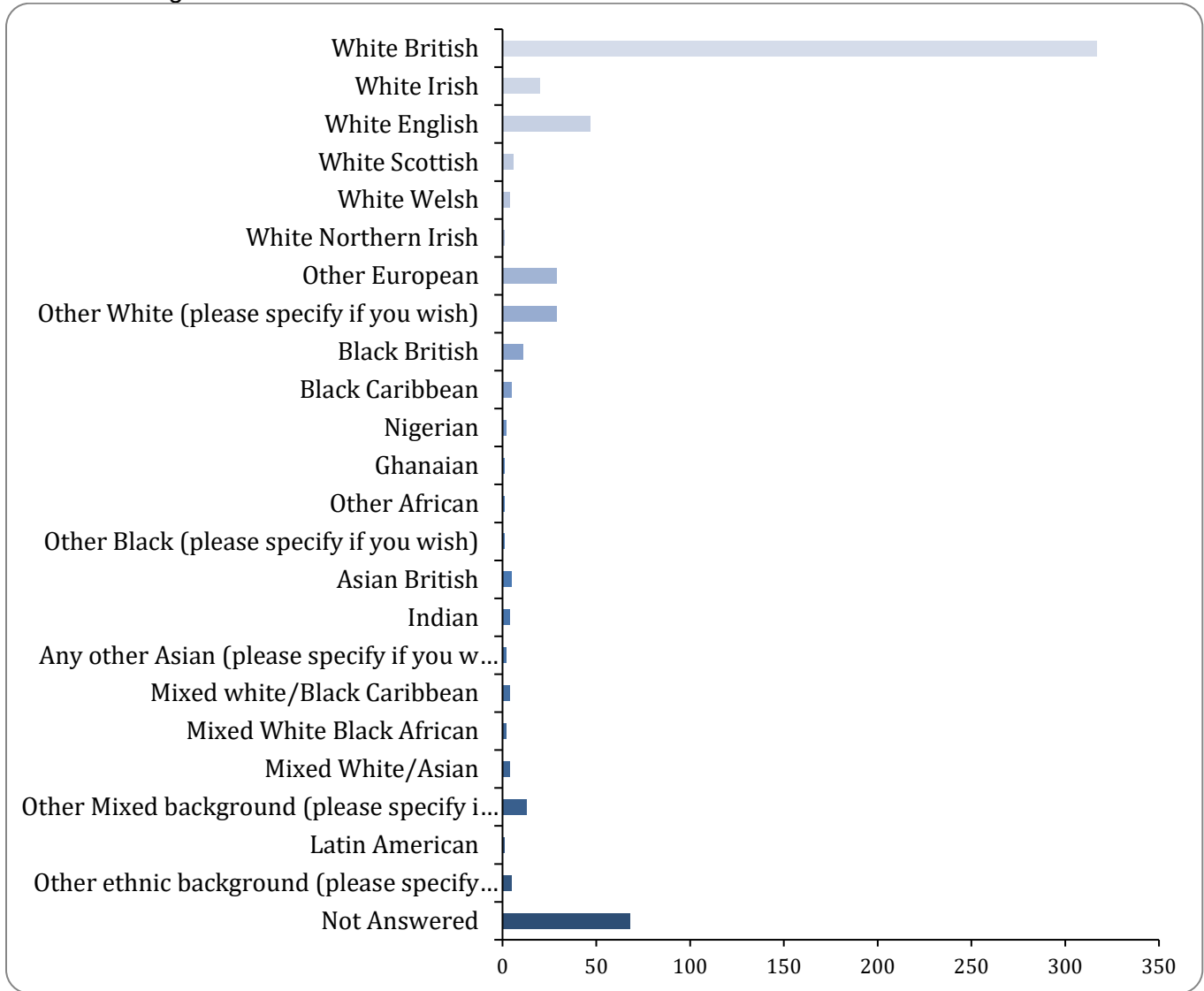


Option	Total	Percent
Under 16	2	0.34%
16 - 17	4	0.69%
18 - 24	15	2.58%
25 - 34	116	19.93%
35 - 44	139	23.88%
45 - 54	88	15.12%
55 - 64	90	15.46%
65 - 74	50	8.59%
75 - 84	19	3.26%
85 - 94	2	0.34%
95+	0	0.00%
Not Answered	57	9.79%

What do you consider to be your ethnic background?

There were 514 responses to this part of the question.

London Borough of Southwark



Option	Total	Percent
White British	317	54.47%
White Irish	20	3.44%
White English	47	8.08%
White Scottish	6	1.03%
White Welsh	4	0.69%
White Northern Irish	1	0.17%
Other European	29	4.98%
Other White (please specify if you wish)	29	4.98%
Black British	11	1.89%
Black Caribbean	5	0.86%
Nigerian	2	0.34%
Ghanaian	1	0.17%
Sierra Leonean	0	0.00%
Somali	0	0.00%
Other African	1	0.17%
Other Black (please specify if you wish)	1	0.17%
Asian British	5	0.86%

London Borough of Southwark

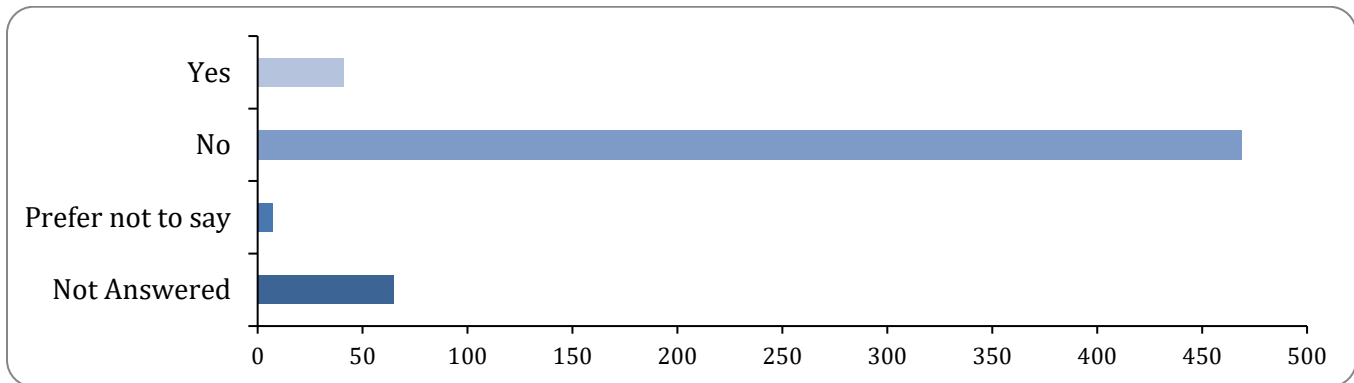
Option	Total	Percent
Indian	4	0.69%
Bengali	0	0.00%
Chinese	0	0.00%
Pakistani	0	0.00%
Vietnamese	0	0.00%
Filipino	0	0.00%
Any other Asian (please specify if you wish)	2	0.34%
Mixed white/Black Caribbean	4	0.69%
Mixed White Black African	2	0.34%
Mixed White/Asian	4	0.69%
Other Mixed background (please specify if you wish)	13	2.23%
Latin American	1	0.17%
Gypsy, Roma or Irish Traveller	0	0.00%
Other ethnic background (please specify if you wish)	5	0.86%
Not Answered	68	11.68%

Please specify further if you wish:

There were 31 responses to this part of the question.

Are you disabled?

There were 517 responses to this part of the question.

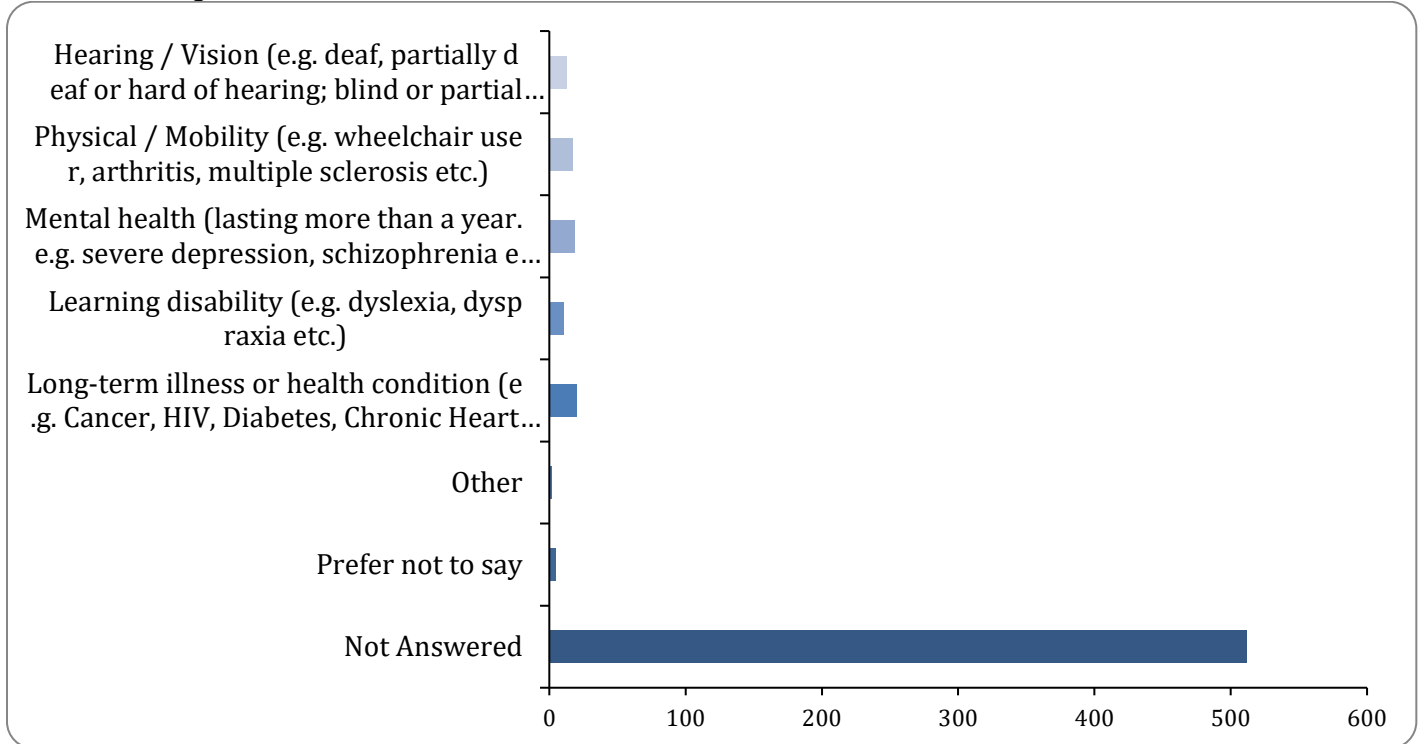


Option	Total	Percent
Yes	41	7.04%
No	469	80.58%
Prefer not to say	7	1.20%
Not Answered	65	11.17%

Please state the nature of your impairments

There were 70 responses to this part of the question.

London Borough of Southwark

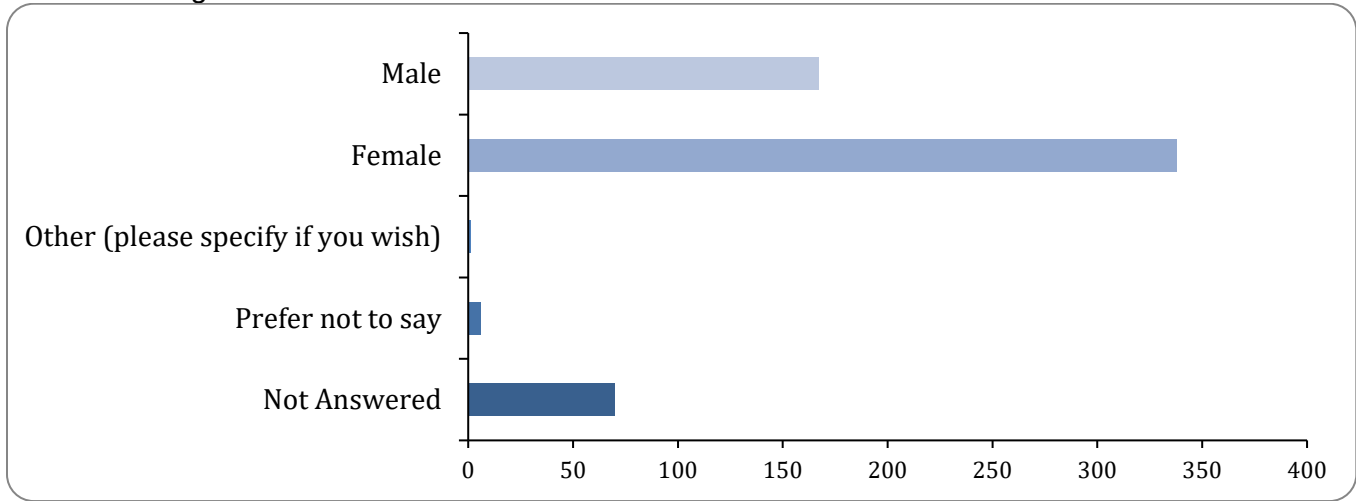


Option	Total	Percent
Hearing / Vision (e.g. deaf, partially deaf or hard of hearing; blind or partial sight)	13	2.23%
Physical / Mobility (e.g. wheelchair user, arthritis, multiple sclerosis etc.)	17	2.92%
Mental health (lasting more than a year. e.g. severe depression, schizophrenia etc.)	19	3.26%
Learning disability (e.g. dyslexia, dyspraxia etc.)	11	1.89%
Long-term illness or health condition (e.g. Cancer, HIV, Diabetes, Chronic Heart disease, Rheumatoid Arthritis, Chronic Asthma)	20	3.44%
Other	2	0.34%
Prefer not to say	5	0.86%
Not Answered	512	87.97%

What is your sex as recorded at birth?

There were 512 responses to this part of the question.

London Borough of Southwark



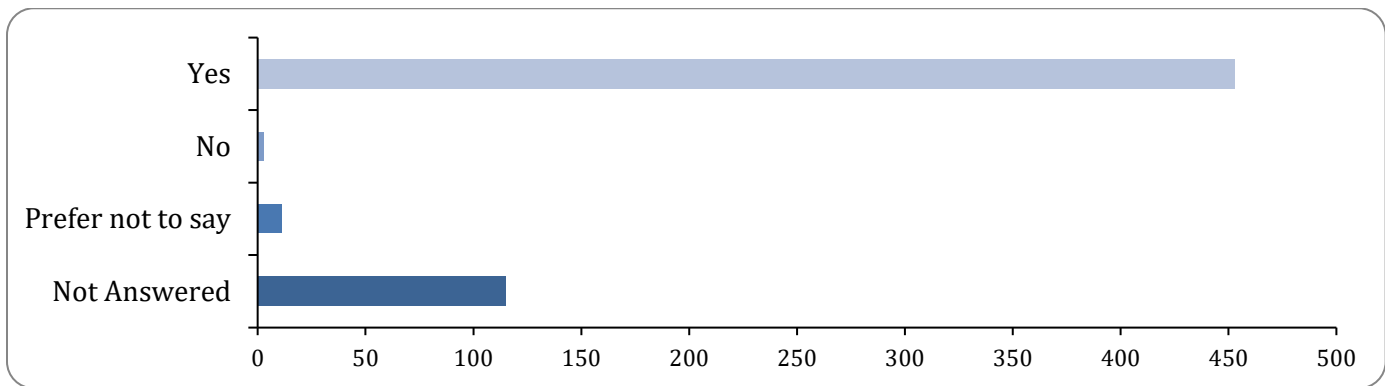
Option	Total	Percent
Male	167	28.69%
Female	338	58.08%
Other (please specify if you wish)	1	0.17%
Prefer not to say	6	1.03%
Not Answered	70	12.03%

Please specify further if you wish

There was 1 response to this part of the question.

Is your Gender Identity the same as the sex you were recorded at birth?

There were 467 responses to this part of the question.



Option	Total	Percent
Yes	453	77.84%
No	3	0.52%
Prefer not to say	11	1.89%
Not Answered	115	19.76%

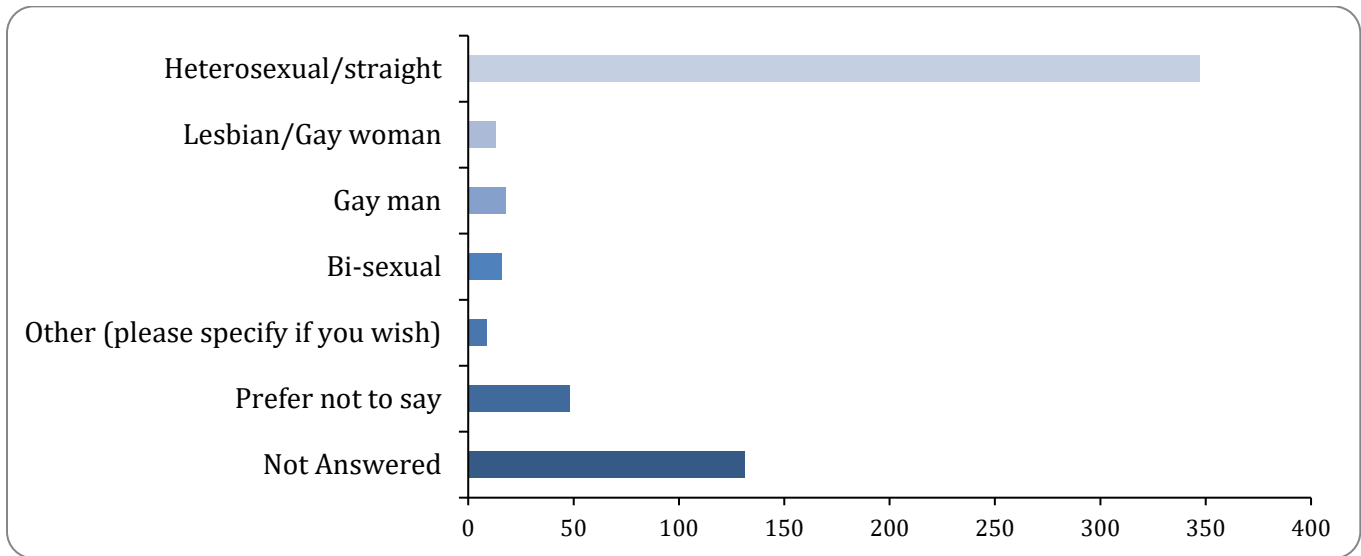
London Borough of Southwark

If no, how would you define your gender? Please specify if you wish

There were 4 responses to this part of the question.

What is your sexual orientation

There were 451 responses to this part of the question.



Option	Total	Percent
Heterosexual/straight	347	59.62%
Lesbian/Gay woman	13	2.23%
Gay man	18	3.09%
Bi-sexual	16	2.75%
Other (please specify if you wish)	9	1.55%
Prefer not to say	48	8.25%
Not Answered	131	22.51%

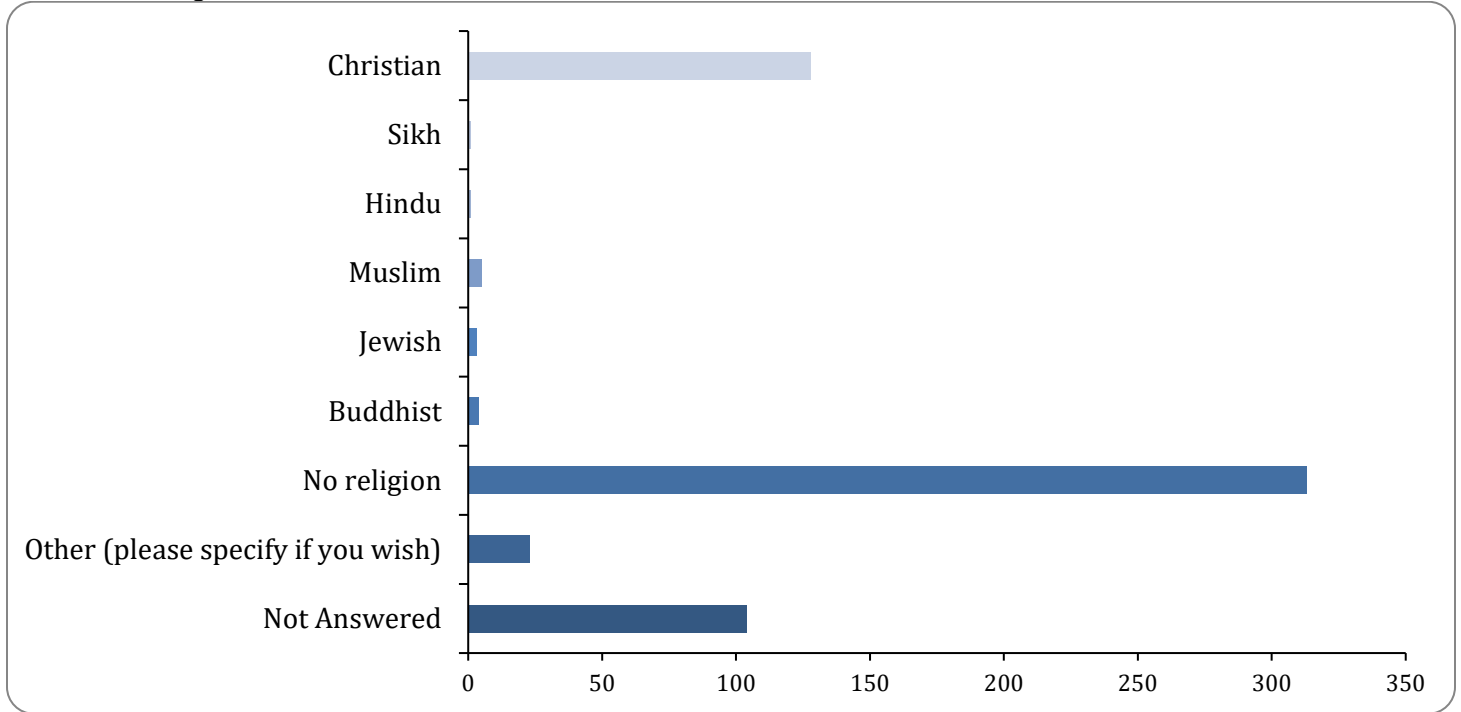
Please specify further if you wish

There were 4 responses to this part of the question.

What is your religion or belief?

There were 478 responses to this part of the question.

London Borough of Southwark



Option	Total	Percent
Christian	128	21.99%
Sikh	1	0.17%
Hindu	1	0.17%
Muslim	5	0.86%
Jewish	3	0.52%
Buddhist	4	0.69%
No religion	313	53.78%
Other (please specify if you wish)	23	3.95%
Not Answered	104	17.87%

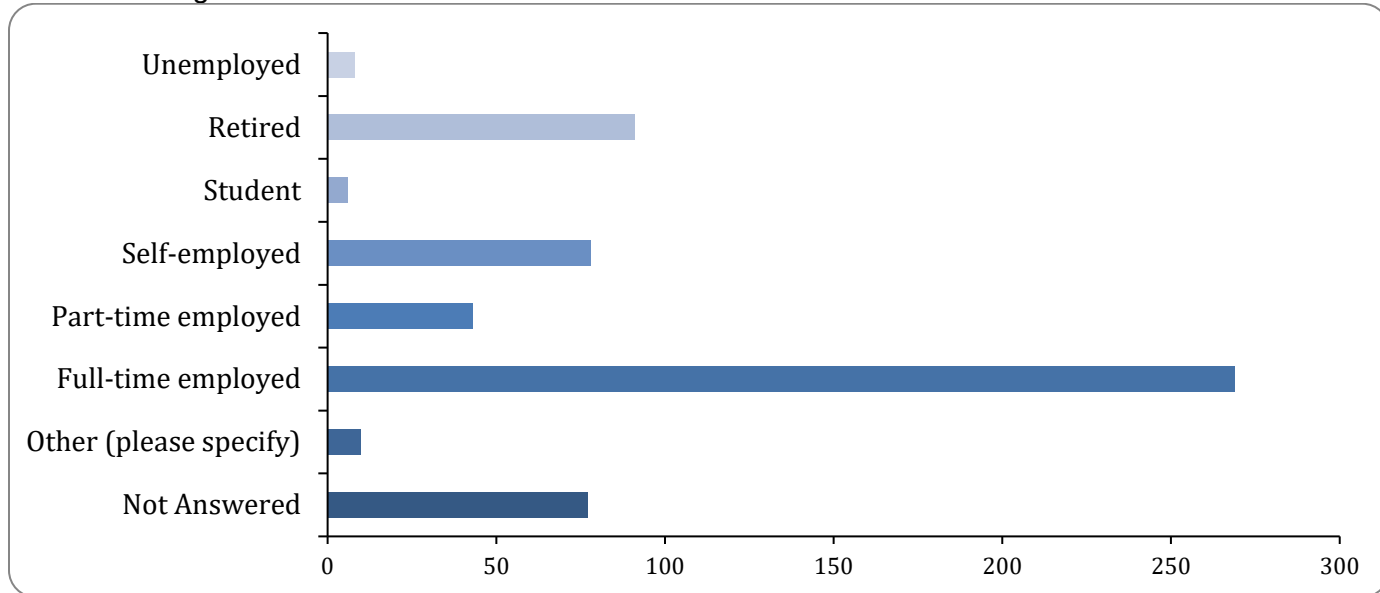
Please specify further if you wish

There were 18 responses to this part of the question.

**18: What is your current employment status?
employment**

There were 505 responses to this part of the question.

London Borough of Southwark



Option	Total	Percent
Unemployed	8	1.37%
Retired	91	15.64%
Student	6	1.03%
Self-employed	78	13.40%
Part-time employed	43	7.39%
Full-time employed	269	46.22%
Other (please specify)	10	1.72%
Not Answered	77	13.23%

please specify

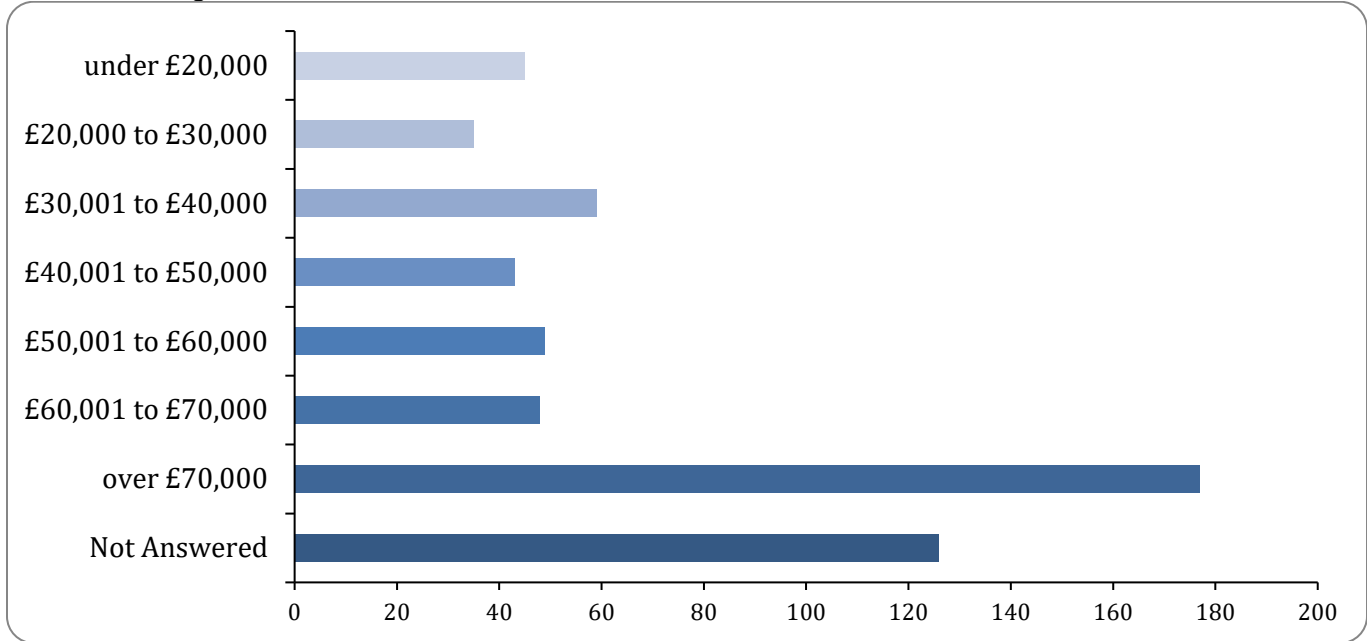
There were 13 responses to this part of the question.

19: Roughly what is your household income?

income

There were 456 responses to this part of the question.

London Borough of Southwark

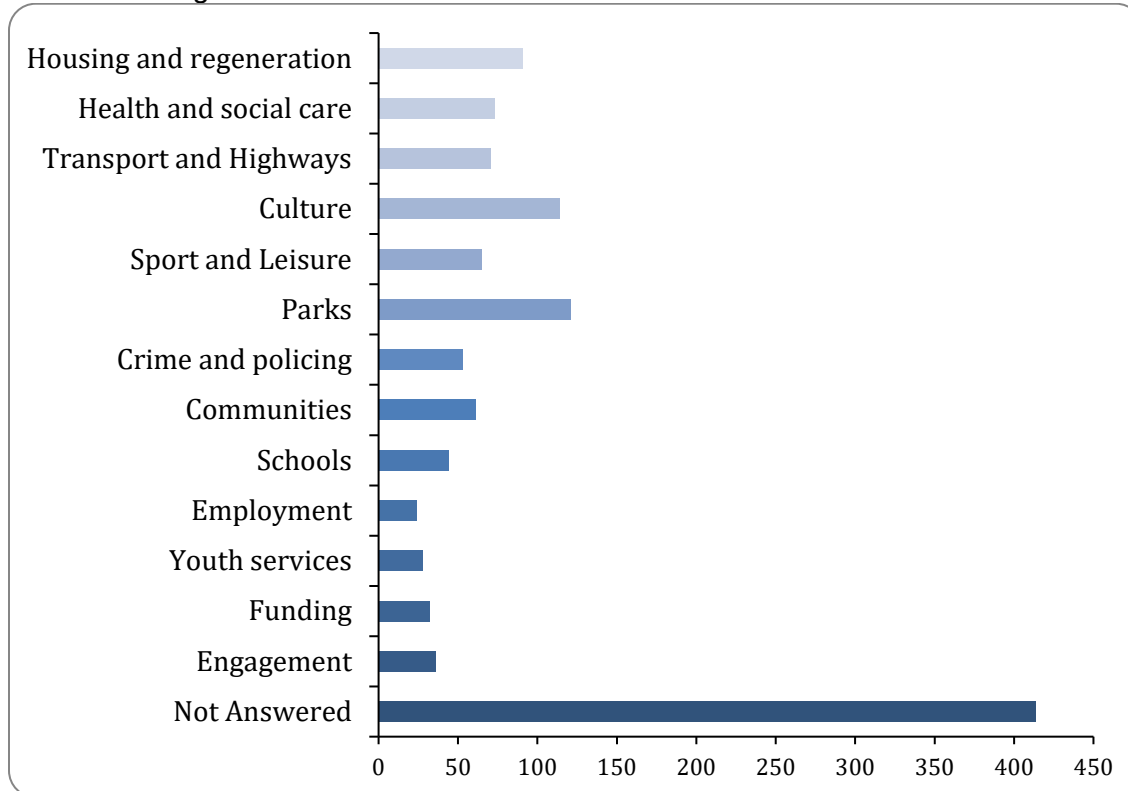


Option	Total	Percent
under £20,000	45	7.73%
£20,000 to £30,000	35	6.01%
£30,001 to £40,000	59	10.14%
£40,001 to £50,000	43	7.39%
£50,001 to £60,000	49	8.42%
£60,001 to £70,000	48	8.25%
over £70,000	177	30.41%
Not Answered	126	21.65%

20: Would you be interested in being notified about future surveys and consultations in any of the following areas? (we would add your email address to a specific mailing list - you could request that your name be removed at any time by writing to community.engagement@southwark.gov.uk)

There were 168 responses to this part of the question.

London Borough of Southwark



Option	Total	Percent
Housing and regeneration	91	15.64%
Health and social care	73	12.54%
Transport and Highways	71	12.20%
Culture	114	19.59%
Sport and Leisure	65	11.17%
Parks	121	20.79%
Crime and policing	53	9.11%
Communities	61	10.48%
Schools	44	7.56%
Employment	24	4.12%
Youth services	28	4.81%
Funding	32	5.50%
Engagement	36	6.19%
Not Answered	414	71.13%